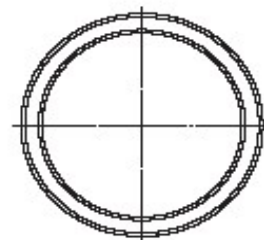
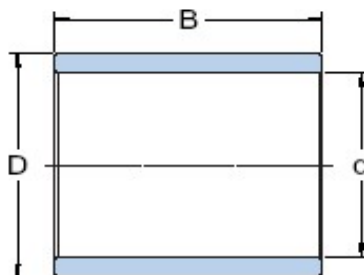



## Kluzná pouzdra

PTFE polyamid  
PPM

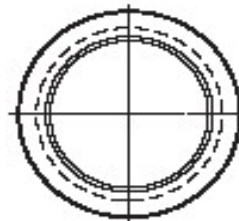
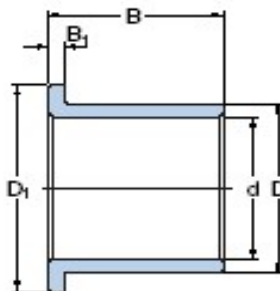



d 8 - 30 mm			
Označení	Rozměry		
	d (mm)	D (mm)	B (mm)
PPM 081008	8	10	8
PPM 081010	8	10	10
PPM 101210	10	12	10
PPM 101212	10	12	12
PPM 101215	10	12	15
PPM 121410	12	14	10
PPM 121412	12	14	12
PPM 121415	12	14	15
PPM 141615	14	16	15
PPM 141620	14	16	20
PPM 151715	15	17	15
PPM 151720	15	17	20
PPM 161815	16	18	15
PPM 161820	16	18	20
PPM 202315	20	23	15
PPM 202320	20	23	20
PPM 252815	25	28	15
PPM 252820	25	28	20
PPM 303420	30	34	20
PPM 303430	30	34	30

Označení:      **PPM**            **20**        **23**        **20**  
 P - Kluzné ložisko  
 P - PTFE polyamid            d            D            B  
 M - Metrická řada

## Kluzná pouzdra

PTFE polyamid  
PPMF



d 10 - 25 mm					
Označení	Rozměry				
	d (mm)	D (mm)	B (mm)	D <sub>1</sub> (mm)	B <sub>1</sub> (mm)
<b>PPMF 101207</b>	10	12	7	18	1
<b>PPMF 101212</b>	10	12	12	18	1
<b>PPMF 121409</b>	12	14	9	20	1
<b>PPMF 121412</b>	12	14	12	20	1
<b>PPMF 141612</b>	14	16	12	22	1
<b>PPMF 141617</b>	14	16	17	22	1
<b>PPMF 151712</b>	15	17	12	23	1
<b>PPMF 151717</b>	15	17	17	23	1
<b>PPMF 161817</b>	16	18	17	24	1
<b>PPMF 202311.5</b>	20	23	11,5	30	1,5
<b>PPMF 202321.5</b>	20	23	21,5	30	1,5
<b>PPMF 252811.5</b>	25	28	11,5	35	1,5
<b>PPMF 252821.5</b>	25	28	21,5	35	1,5

Označení: **PPMF**      **15**      **17**      **17**  
 P - Kluzné ložisko  
 P - PTFE polyamid      d      D      B  
 M - Metrická řada  
 F - Přírubové