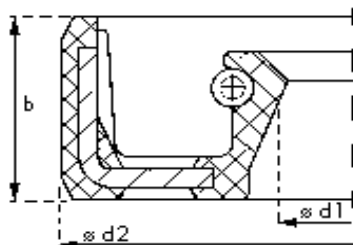


HŘÍDELOVÁ TĚSNĚNÍ

Hřídelová těsnění - GUFERA

dle DIN 3760

- metrické rozměry



Typ WA - jedobřítá NBR

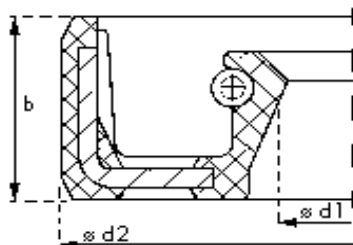
d ₁ (mm)		d ₂ (mm)		b (mm)	d ₁ (mm)		d ₂ (mm)		b (mm)	d ₁ (mm)		d ₂ (mm)		b (mm)
4	X	11	X	6	8	X	18	X	5	10	X	20	X	7
4	X	12	X	6	8	X	18	X	6	10	X	21	X	5
4	X	16	X	6	8	X	18	X	7	10	X	22	X	6
5	X	13	X	7	8	X	20	X	5	10	X	22	X	7
5	X	15	X	6	8	X	20	X	7	10	X	22	X	8
5	X	15	X	7	8	X	20	X	8	10	X	24	X	7
5	X	16	X	6	8	X	22	X	6	10	X	24	X	10
5	X	16	X	7	8	X	22	X	7	10	X	25	X	6
5	X	18	X	7	8	X	22	X	8	10	X	25	X	8
6	X	14	X	6	8	X	22	X	10	10	X	26	X	7
6	X	15	X	4	8	X	24	X	7	10	X	28	X	7
6	X	15	X	6	8	X	30	X	7	10	X	30	X	7
6	X	16	X	5	9	X	16	X	4	10	X	30	X	8
6	X	16	X	6	9	X	16	X	5	10	X	30	X	10
6	X	16	X	7	9	X	18	X	6	11	X	17	X	4
6	X	17	X	6	9	X	18	X	7	11	X	18	X	4
6	X	18	X	5	9	X	19	X	4	11	X	19	X	5
6	X	18	X	6	9	X	19	X	5	11	X	19	X	7
6	X	18	X	7	9	X	19	X	7	11	X	22	X	7
6	X	19	X	6	9	X	22	X	7	11	X	22	X	8
6	X	19	X	7	9	X	24	X	7	11	X	23	X	8
6	X	22	X	7	9	X	26	X	7	11	X	26	X	6
6	X	22	X	8	9	X	30	X	7	11	X	26	X	7
6	X	26	X	7	10	X	15	X	6	11	X	30	X	7
7	X	14	X	5	10	X	16	X	4	11	X	30	X	8
7	X	15	X	5	10	X	16	X	5	11	X	30	X	10
7	X	16	X	7	10	X	17	X	5	12	X	18	X	5
7	X	18	X	7	10	X	17	X	6	12	X	19	X	4
7	X	19	X	6	10	X	18	X	4	12	X	19	X	5
7	X	22	X	7	10	X	18	X	5	12	X	20	X	4
7	X	22	X	8	10	X	18	X	6	12	X	20	X	5
8	X	14	X	4	10	X	18	X	9	12	X	20	X	7
8	X	15	X	5	10	X	19	X	4	12	X	21	X	4
8	X	15	X	7	10	X	19	X	7	12	X	21	X	5
8	X	15	X	8	10	X	19	X	8	12	X	22	X	4
8	X	16	X	4	10	X	20	X	4	12	X	22	X	5
8	X	16	X	6	10	X	20	X	5	12	X	22	X	6
8	X	16	X	7	10	X	20	X	6	12	X	22	X	7

HŘÍDELOVÁ TĚSNĚNÍ

Hřídelová těsnění - GUFERA

dle DIN 3760

- metrické rozměry



Typ WA - jedobřítá NBR

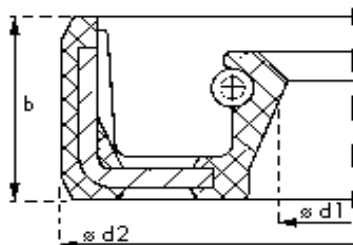
d ₁ (mm)		d ₂ (mm)		b (mm)	d ₁ (mm)		d ₂ (mm)		b (mm)	d ₁ (mm)		d ₂ (mm)		b (mm)
12	x	22	x	8	13	x	26	x	9	15	x	24	x	5
12	x	24	x	6	13	x	28	x	7	15	x	24	x	7
12	x	24	x	7	13	x	30	x	5	15	x	24	x	9
12	x	24	x	8	13	x	30	x	7	15	x	25	x	5
12	x	24	x	10	13	x	30	x	8	15	x	25	x	6
12	x	25	x	5	13	x	30	x	10	15	x	25	x	7
12	x	25	x	6	13	x	32	x	6	15	x	26	x	6
12	x	25	x	7	13	x	32	x	7	15	x	26	x	7
12	x	25	x	8	13	x	35	x	10	15	x	27	x	7
12	x	26	x	6	14	x	20	x	5	15	x	28	x	4
12	x	26	x	7	14	x	21	x	4	15	x	28	x	6
12	x	26	x	8	14	x	22	x	4	15	x	28	x	7
12	x	28	x	5	14	x	22	x	5	15	x	28	x	8
12	x	28	x	7	14	x	22	x	7	15	x	28	x	10
12	x	28	x	8	14	x	23	x	6	15	x	30	x	5
12	x	30	x	5	14	x	24	x	5	15	x	30	x	6
12	x	30	x	6	14	x	24	x	6	15	x	30	x	7
12	x	30	x	7	14	x	24	x	7	15	x	30	x	8
12	x	30	x	10	14	x	24	x	8	15	x	30	x	10
12	x	32	x	5	14	x	25	x	5	15	x	32	x	5
12	x	32	x	7	14	x	25	x	6	15	x	32	x	7
12	x	32	x	10	14	x	25	x	7	15	x	32	x	8
12	x	35	x	7	14	x	25	x	8	15	x	32	x	9
12	x	35	x	10	14	x	26	x	7	15	x	32	x	10
12	x	37	x	10	14	x	28	x	6	15	x	33	x	7
12	x	38	x	10	14	x	28	x	7	15	x	35	x	5
12	x	45	x	7	14	x	30	x	7	15	x	35	x	7
12	x	52	x	7	14	x	30	x	8	15	x	35	x	8
13	x	19	x	3	14	x	30	x	10	15	x	35	x	10
13	x	22	x	4	14	x	32	x	5	15	x	37	x	7
13	x	22	x	5	14	x	32	x	7	15	x	37	x	10
13	x	22	x	6	14	x	32	x	10	15	x	40	x	10
13	x	24	x	7	14	x	34	x	7	15	x	42	x	7
13	x	25	x	4	14	x	35	x	7	15	x	42	x	10
13	x	25	x	5	14	x	35	x	8	16	x	22	x	4
13	x	25	x	7	15	x	21	x	4	16	x	22	x	7
13	x	26	x	5	15	x	21	x	5	16	x	24	x	5
13	x	26	x	7	15	x	22	x	7	16	x	24	x	6

HŘÍDELOVÁ TĚSNĚNÍ

Hřídelová těsnění - GUFERA

dle DIN 3760

- metrické rozměry



Typ WA - jedobřítá NBR

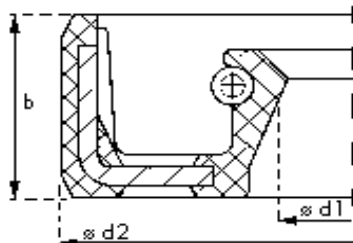
d ₁ (mm)		d ₂ (mm)		b (mm)	d ₁ (mm)		d ₂ (mm)		b (mm)	d ₁ (mm)		d ₂ (mm)		b (mm)
16	x	24	x	7	17	x	28	x	7	18	x	25	x	5
16	x	25	x	7	17	x	28	x	8	18	x	26	x	6
16	x	26	x	5	17	x	29	x	5	18	x	27	x	5
16	x	26	x	6	17	x	30	x	5	18	x	28	x	4
16	x	26	x	7	17	x	30	x	6	18	x	28	x	5
16	x	26	x	8	17	x	30	x	7	18	x	28	x	6
16	x	28	x	6	17	x	30	x	8	18	x	28	x	7
16	x	28	x	7	17	x	31	x	7	18	x	30	x	5
16	x	30	x	7	17	x	32	x	5	18	x	30	x	6
16	x	30	x	8	17	x	32	x	7	18	x	30	x	7
16	x	30	x	10	17	x	32	x	8	18	x	30	x	10
16	x	32	x	6	17	x	32	x	10	18	x	32	x	6
16	x	32	x	7	17	x	33	x	8	18	x	32	x	7
16	x	32	x	8	17	x	34	x	4	18	x	32	x	8
16	x	32	x	10	17	x	34	x	7	18	x	32	x	10
16	x	33	x	8	17	x	35	x	5	18	x	35	x	5
16	x	33	x	11	17	x	35	x	6	18	x	35	x	6
16	x	35	x	6	17	x	35	x	7	18	x	35	x	7
16	x	35	x	7	17	x	35	x	8	18	x	35	x	8
16	x	35	x	8	17	x	35	x	10	18	x	35	x	10
16	x	35	x	10	17	x	37	x	4	18	x	36	x	7
16	x	36	x	7	17	x	37	x	7	18	x	37	x	6
16	x	38	x	7	17	x	37	x	8	18	x	37	x	8
16	x	40	x	5	17	x	37	x	10	18	x	38	x	5
16	x	40	x	7	17	x	38	x	7	18	x	40	x	7
16	x	40	x	10	17	x	38	x	8	18	x	40	x	10
16	x	42	x	6	17	x	38	x	11	18	x	42	x	8
17	x	24	x	7	17	x	40	x	6	18	x	42	x	10
17	x	25	x	4	17	x	40	x	7	18	x	44	x	8
17	x	25	x	7	17	x	40	x	8	18	x	47	x	10
17	x	26	x	6	17	x	40	x	10	19	x	27	x	6
17	x	26	x	7	17	x	42	x	5	19	x	29	x	5
17	x	27	x	5	17	x	42	x	7	19	x	30	x	5
17	x	27	x	6	17	x	47	x	7	19	x	30	x	6
17	x	27	x	7	17	x	47	x	8	19	x	30	x	7
17	x	27	x	10	17	x	47	x	10	19	x	30	x	8
17	x	28	x	5	17	x	47	x	11	19	x	30	x	10
17	x	28	x	6	18	x	24	x	5	19	x	32	x	5

HŘÍDELOVÁ TĚSNĚNÍ

Hřídelová těsnění - GUFERA

dle DIN 3760

- metrické rozměry



Typ WA - jedobřítá NBR

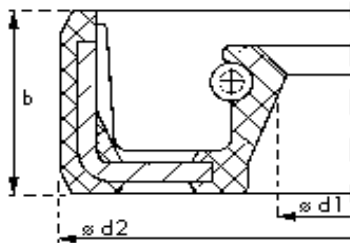
d ₁ (mm)		d ₂ (mm)		b (mm)	d ₁ (mm)		d ₂ (mm)		b (mm)	d ₁ (mm)		d ₂ (mm)		b (mm)
19	x	32	x	6	20	x	36	x	5	21	x	35	x	6
19	x	32	x	7	20	x	36	x	6	21	x	35	x	7
19	x	32	x	10	20	x	36	x	7	21	x	35	x	8
19	x	34	x	6	20	x	37	x	7	21	x	35	x	10
19	x	35	x	7	20	x	37	x	8	21	x	37	x	7
19	x	35	x	8	20	x	37	x	10	21	x	40	x	5
19	x	35	x	10	20	x	38	x	5	21	x	40	x	10
19	x	36	x	7	20	x	38	x	6	21	x	48	x	8
19	x	36	x	8	20	x	38	x	7	21	x	52	x	8
19	x	37	x	10	20	x	38	x	8	22	x	30	x	7
19	x	38	x	10	20	x	38	x	9	22	x	30	x	10
19	x	40	x	8	20	x	40	x	5	22	x	31	x	5
19	x	40	x	10	20	x	40	x	6	22	x	32	x	4
19	x	47	x	10	20	x	40	x	7	22	x	32	x	5
20	x	26	x	10	20	x	40	x	9	22	x	32	x	7
20	x	28	x	5	20	x	40	x	10	22	x	32	x	10
20	x	28	x	6	20	x	40	x	11	22	x	33	x	7
20	x	28	x	7	20	x	41	x	8	22	x	34	x	7
20	x	30	x	5	20	x	42	x	7	22	x	35	x	6
20	x	30	x	6	20	x	42	x	10	22	x	35	x	7
20	x	30	x	7	20	x	45	x	10	22	x	35	x	8
20	x	30	x	8	20	x	45	x	12	22	x	35	x	10
20	x	30	x	9	20	x	46	x	6	22	x	36	x	6
20	x	31	x	7	20	x	47	x	7	22	x	36	x	7
20	x	32	x	5	20	x	47	x	8	22	x	37	x	7
20	x	32	x	6	20	x	47	x	9	22	x	38	x	6
20	x	32	x	7	20	x	47	x	10	22	x	38	x	7
20	x	33	x	8	20	x	48	x	9	22	x	38	x	8
20	x	33	x	9	20	x	52	x	7	22	x	40	x	6
20	x	33	x	10	20	x	52	x	8	22	x	40	x	7
20	x	34	x	6	20	x	52	x	10	22	x	40	x	8
20	x	34	x	7	20	x	52	x	12	22	x	40	x	10
20	x	35	x	5	20	x	57	x	8	22	x	42	x	5
20	x	35	x	6	20	x	60	x	10	22	x	42	x	7
20	x	35	x	7	20	x	72	x	5	22	x	42	x	10
20	x	35	x	8	20	x	72	x	10	22	x	42	x	11
20	x	35	x	10	21	x	32	x	5	22	x	45	x	7
20	x	35	x	12	21	x	32	x	7	22	x	45	x	8

HŘÍDELOVÁ TĚSNĚNÍ

Hřídelová těsnění - GUFERA

dle DIN 3760

- metrické rozměry



Typ WA - jedobřítá NBR

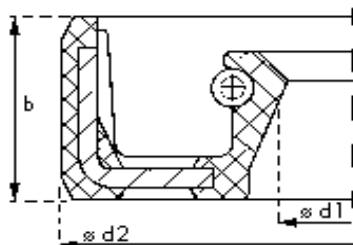
d ₁ (mm)		d ₂ (mm)		b (mm)		d ₁ (mm)		d ₂ (mm)		b (mm)		d ₁ (mm)		d ₂ (mm)		b (mm)
22	x	45	x	10		24	x	52	x	10		25	x	46	x	7
22	x	47	x	7		24	x	62	x	7		25	x	47	x	6
22	x	47	x	10		25	x	32	x	6		25	x	47	x	7
22	x	48	x	5		25	x	32	x	7		25	x	47	x	8
22	x	48	x	10		25	x	33	x	4		25	x	47	x	10
22	x	50	x	10		25	x	33	x	6		25	x	48	x	8
23	x	35	x	6		25	x	35	x	5		25	x	50	x	7
23	x	35	x	7		25	x	35	x	7		25	x	50	x	10
23	x	37	x	6		25	x	35	x	8		25	x	50	x	12
23	x	37	x	7		25	x	35	x	9		25	x	51	x	11
23	x	38	x	7		25	x	35	x	10		25	x	52	x	5
23	x	38	x	8		25	x	36	x	7		25	x	52	x	7
23	x	40	x	8		25	x	36	x	10		25	x	52	x	8
23	x	40	x	10		25	x	37	x	5		25	x	52	x	10
23	x	42	x	10		25	x	37	x	6		25	x	52	x	12
23	x	52	x	12		25	x	37	x	7		25	x	52	x	15
24	x	32	x	5		25	x	37	x	8		25	x	54	x	7
24	x	35	x	6		25	x	38	x	5		25	x	55	x	10
24	x	35	x	7		25	x	38	x	7		25	x	58	x	10
24	x	36	x	6		25	x	38	x	8		25	x	60	x	7
24	x	36	x	7		25	x	38	x	10		25	x	62	x	5
24	x	37	x	7		25	x	39	x	9		25	x	62	x	7
24	x	38	x	7		25	x	40	x	5		25	x	62	x	8
24	x	39	x	8		25	x	40	x	6		25	x	62	x	10
24	x	40	x	7		25	x	40	x	7		25	x	72	x	7
24	x	40	x	8		25	x	40	x	8		26	x	35	x	5
24	x	40	x	10		25	x	40	x	10		26	x	35	x	7
24	x	40	x	11		25	x	40	x	11		26	x	36	x	7
24	x	40	x	12		25	x	42	x	6		26	x	37	x	7
24	x	42	x	7		25	x	42	x	7		26	x	37	x	10
24	x	42	x	8		25	x	42	x	8		26	x	38	x	5
24	x	42	x	10		25	x	42	x	9		26	x	38	x	7
24	x	44	x	6		25	x	42	x	10		26	x	40	x	6
24	x	44	x	7		25	x	43	x	9		26	x	40	x	7
24	x	47	x	7		25	x	44	x	7		26	x	40	x	9
24	x	47	x	10		25	x	45	x	7		26	x	42	x	6
24	x	48	x	10		25	x	45	x	10		26	x	42	x	7
24	x	50	x	10		25	x	45	x	11		26	x	42	x	8

HŘÍDELOVÁ TĚSNĚNÍ

Hřídelová těsnění - GUFERA

dle DIN 3760

- metrické rozměry



Typ WA - jedobřítá NBR

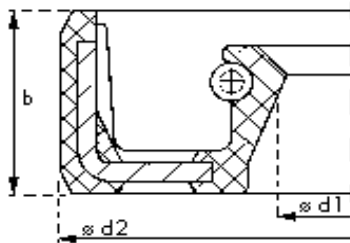
d ₁ (mm)		d ₂ (mm)		b (mm)		d ₁ (mm)		d ₂ (mm)		b (mm)		d ₁ (mm)		d ₂ (mm)		b (mm)
26	x	42	x	10		28	x	40	x	10		29	x	45	x	7
26	x	45	x	7		28	x	42	x	7		29	x	45	x	8
26	x	47	x	5		28	x	42	x	8		29	x	45	x	9
26	x	47	x	7		28	x	42	x	10		29	x	46	x	10
26	x	47	x	10		28	x	43	x	7		29	x	47	x	10
26	x	50	x	10		28	x	43	x	9		29	x	48	x	10
26	x	52	x	8		28	x	43	x	10		29	x	50	x	10
26	x	52	x	10		28	x	44	x	10		29	x	50	x	12
27	x	35	x	4		28	x	45	x	5		29	x	52	x	9
27	x	35	x	7		28	x	45	x	6		29	x	55	x	9
27	x	37	x	7		28	x	45	x	7		29	x	62	x	10
27	x	38	x	6		28	x	45	x	8		30	x	36	x	5
27	x	38	x	7		28	x	45	x	9		30	x	37	x	4
27	x	40	x	6		28	x	47	x	5		30	x	40	x	5
27	x	40	x	7		28	x	47	x	7		30	x	40	x	7
27	x	40	x	10		28	x	47	x	8		30	x	40	x	8
27	x	41	x	10		28	x	47	x	10		30	x	40	x	9
27	x	42	x	7		28	x	48	x	5		30	x	40	x	10
27	x	42	x	10		28	x	48	x	10		30	x	42	x	6
27	x	43	x	9		28	x	48	x	11		30	x	42	x	7
27	x	45	x	7		28	x	50	x	8		30	x	42	x	8
27	x	45	x	8		28	x	50	x	10		30	x	42	x	10
27	x	47	x	6		28	x	50	x	12		30	x	42	x	12
27	x	47	x	8		28	x	52	x	5		30	x	43	x	8
27	x	47	x	10		28	x	52	x	7		30	x	44	x	7
27	x	50	x	10		28	x	52	x	10		30	x	44	x	8
27	x	52	x	8		28	x	52	x	12		30	x	44	x	10
27	x	53	x	7		28	x	55	x	10		30	x	45	x	5
28	x	35	x	5		28	x	57	x	12		30	x	45	x	6
28	x	37	x	8		28	x	62	x	10		30	x	45	x	7
28	x	38	x	5		28	x	62	x	12		30	x	45	x	8
28	x	38	x	6		29	x	38	x	6		30	x	45	x	10
28	x	38	x	7		29	x	39	x	5		30	x	46	x	5
28	x	38	x	8		29	x	40	x	7		30	x	46	x	8
28	x	40	x	5		29	x	41	x	5		30	x	46	x	10
28	x	40	x	7		29	x	41	x	6		30	x	47	x	5
28	x	40	x	8		29	x	42	x	7		30	x	47	x	6
28	x	40	x	9		29	x	43	x	7		30	x	47	x	7

HŘÍDELOVÁ TĚSNĚNÍ

Hřídelová těsnění - GUFERA

dle DIN 3760

- metrické rozměry



Typ WA - jedobřítá NBR

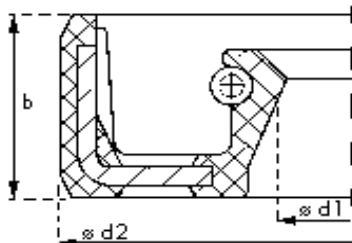
d ₁ (mm)		d ₂ (mm)		b (mm)	d ₁ (mm)		d ₂ (mm)		b (mm)	d ₁ (mm)		d ₂ (mm)		b (mm)
30	x	47	x	8	31	x	41	x	5	32	x	52	x	9
30	x	47	x	10	31	x	47	x	7	32	x	52	x	10
30	x	48	x	8	31	x	47	x	10	32	x	52	x	12
30	x	48	x	10	31	x	52	x	6	32	x	54	x	8
30	x	49	x	9	31	x	52	x	7	32	x	55	x	10
30	x	50	x	5	31	x	52	x	8	32	x	56	x	10
30	x	50	x	7	31	x	52	x	9	32	x	56	x	12
30	x	50	x	8	31	x	55	x	9	32	x	57	x	12
30	x	50	x	10	32	x	40	x	5	32	x	62	x	6
30	x	50	x	11	32	x	40	x	7	32	x	62	x	8
30	x	50	x	12	32	x	42	x	5	32	x	62	x	10
30	x	52	x	4	32	x	42	x	6	32	x	62	x	12
30	x	52	x	5	32	x	42	x	7	32	x	66	x	10
30	x	52	x	6	32	x	42	x	9	32	x	70	x	8
30	x	52	x	7	32	x	44	x	7	33	x	43	x	7
30	x	52	x	8	32	x	45	x	6	33	x	45	x	7
30	x	52	x	10	32	x	45	x	7	33	x	47	x	11
30	x	52	x	12	32	x	45	x	8	33	x	48	x	12
30	x	54	x	10	32	x	45	x	10	33	x	50	x	6
30	x	55	x	6	32	x	46	x	7	33	x	50	x	7
30	x	55	x	7	32	x	46	x	10	33	x	50	x	8
30	x	55	x	10	32	x	47	x	7	33	x	50	x	10
30	x	55	x	12	32	x	47	x	8	33	x	52	x	6
30	x	56	x	7	32	x	47	x	10	33	x	52	x	8
30	x	56	x	8	32	x	48	x	5	33	x	52	x	10
30	x	56	x	10	32	x	48	x	7	33	x	55	x	10
30	x	56	x	12	32	x	48	x	8	33	x	56	x	12
30	x	57	x	8	32	x	48	x	9	34	x	44	x	6
30	x	60	x	10	32	x	48	x	10	34	x	44	x	7
30	x	62	x	5	32	x	50	x	7	34	x	45	x	7
30	x	62	x	7	32	x	50	x	8	34	x	46	x	8
30	x	62	x	8	32	x	50	x	10	34	x	46	x	10
30	x	62	x	10	32	x	50	x	12	34	x	47	x	9
30	x	62	x	12	32	x	51	x	8	34	x	47	x	12
30	x	65	x	8	32	x	51	x	9	34	x	48	x	7
30	x	65	x	10	32	x	52	x	5	34	x	48	x	8
30	x	70	x	10	32	x	52	x	7	34	x	50	x	8
30	x	72	x	10	32	x	52	x	8	34	x	50	x	10

HŘÍDELOVÁ TĚSNĚNÍ

Hřídelová těsnění - GUFERA

dle DIN 3760

- metrické rozměry



Typ WA - jedobřítá NBR

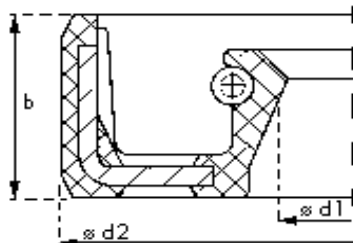
d ₁ (mm)		d ₂ (mm)		b (mm)		d ₁ (mm)		d ₂ (mm)		b (mm)		d ₁ (mm)		d ₂ (mm)		b (mm)
34	x	51	x	8		35	x	55	x	7		36	x	48	x	12
34	x	52	x	8		35	x	55	x	8		36	x	50	x	7
34	x	52	x	10		35	x	55	x	10		36	x	50	x	10
34	x	52	x	11		35	x	55	x	11		36	x	52	x	5
34	x	55	x	6		35	x	55	x	12		36	x	52	x	7
34	x	55	x	9		35	x	56	x	8		36	x	54	x	7
34	x	58	x	13		35	x	56	x	10		36	x	54	x	10
34	x	62	x	10		35	x	56	x	12		36	x	55	x	8
34	x	72	x	10		35	x	57	x	10		36	x	56	x	6
35	x	42	x	8		35	x	58	x	7		36	x	56	x	10
35	x	43	x	6		35	x	58	x	10		36	x	58	x	9
35	x	45	x	5		35	x	58	x	12		36	x	58	x	10
35	x	45	x	6		35	x	60	x	5		36	x	58	x	12
35	x	45	x	7		35	x	60	x	8		36	x	62	x	7
35	x	45	x	10		35	x	60	x	10		36	x	62	x	10
35	x	45	x	12		35	x	60	x	12		36	x	68	x	10
35	x	47	x	5		35	x	62	x	5		36	x	75	x	12
35	x	47	x	6		35	x	62	x	7		36	x	83	x	12
35	x	47	x	7		35	x	62	x	8		37	x	50	x	10
35	x	47	x	8		35	x	62	x	10		37	x	52	x	7
35	x	47	x	10		35	x	62	x	12		37	x	52	x	8
35	x	48	x	8		35	x	64	x	8		37	x	52	x	10
35	x	48	x	9		35	x	65	x	9		37	x	58	x	13
35	x	50	x	5		35	x	65	x	10		37	x	62	x	8
35	x	50	x	7		35	x	65	x	12		37	x	62	x	10
35	x	50	x	8		35	x	67	x	7		37	x	62	x	11
35	x	50	x	10		35	x	68	x	6		37	x	62	x	12
35	x	51	x	8		35	x	68	x	10		37	x	72	x	12
35	x	52	x	7		35	x	68	x	12		38	x	47	x	7
35	x	52	x	8		35	x	72	x	7		38	x	48	x	6
35	x	52	x	9		35	x	72	x	10		38	x	48	x	7
35	x	52	x	10		35	x	72	x	12		38	x	50	x	7
35	x	52	x	12		35	x	80	x	8		38	x	50	x	8
35	x	53	x	7		35	x	80	x	10		38	x	50	x	10
35	x	53	x	8		35	x	80	x	12		38	x	52	x	7
35	x	54	x	8		35	x	80	x	13		38	x	52	x	8
35	x	54	x	10		36	x	47	x	7		38	x	52	x	9
35	x	55	x	5		36	x	48	x	10		38	x	52	x	10

HŘÍDELOVÁ TĚSNĚNÍ

Hřídelová těsnění - GUFERA

dle DIN 3760

- metrické rozměry



Typ WA - jedobřítá NBR

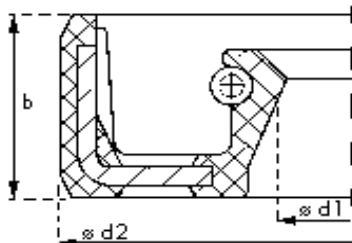
d ₁ (mm)		d ₂ (mm)		b (mm)	d ₁ (mm)		d ₂ (mm)		b (mm)	d ₁ (mm)		d ₂ (mm)		b (mm)
38	X	53	X	8	40	X	50	X	9	40	X	68	X	7
38	X	54	X	10	40	X	52	X	5	40	X	68	X	8
38	X	55	X	6	40	X	52	X	6	40	X	68	X	10
38	X	55	X	7	40	X	52	X	7	40	X	68	X	11
38	X	55	X	10	40	X	52	X	8	40	X	68	X	12
38	X	55	X	11	40	X	52	X	10	40	X	70	X	8
38	X	56	X	7	40	X	54	X	7	40	X	70	X	10
38	X	56	X	10	40	X	55	X	7	40	X	70	X	12
38	X	56	X	11	40	X	55	X	8	40	X	72	X	7
38	X	56	X	12	40	X	55	X	10	40	X	72	X	10
38	X	57	X	10	40	X	55	X	12	40	X	72	X	12
38	X	58	X	5	40	X	56	X	7	40	X	75	X	7
38	X	58	X	8	40	X	56	X	8	40	X	78	X	10
38	X	58	X	10	40	X	56	X	9	40	X	80	X	7
38	X	58	X	11	40	X	56	X	10	40	X	80	X	8
38	X	60	X	10	40	X	56	X	12	40	X	80	X	10
38	X	60	X	12	40	X	58	X	7	40	X	80	X	12
38	X	62	X	7	40	X	58	X	8	40	X	80	X	13
38	X	62	X	8	40	X	58	X	9	40	X	85	X	10
38	X	62	X	9	40	X	58	X	10	40	X	90	X	8
38	X	62	X	10	40	X	58	X	12	40	X	90	X	10
38	X	62	X	12	40	X	60	X	7	40	X	90	X	12
38	X	64	X	12	40	X	60	X	8	40	X	110	X	12
38	X	65	X	8	40	X	60	X	10	41	X	52	X	8
38	X	65	X	9	40	X	60	X	12	41	X	56	X	7
38	X	65	X	10	40	X	61	X	10	41	X	56	X	8
38	X	70	X	12	40	X	62	X	5	41	X	56	X	10
38	X	72	X	10	40	X	62	X	7	41	X	63	X	6
38	X	72	X	12	40	X	62	X	8	42	X	50	X	7
38	X	74	X	10	40	X	62	X	10	42	X	50	X	10
38	X	75	X	5	40	X	62	X	12	42	X	52	X	5
38	X	80	X	10	40	X	62	X	14	42	X	52	X	8
38	X	80	X	12	40	X	63	X	6	42	X	55	X	7
39	X	52	X	8	40	X	63	X	10	42	X	55	X	8
39	X	65	X	9	40	X	65	X	9	42	X	55	X	9
40	X	50	X	5	40	X	65	X	10	42	X	55	X	10
40	X	50	X	7	40	X	65	X	12	42	X	56	X	5
40	X	50	X	8	40	X	68	X	6	42	X	56	X	6

HŘÍDELOVÁ TĚSNĚNÍ

Hřídelová těsnění - GUFERA

dle DIN 3760

- metrické rozměry



Typ WA - jedobřítá NBR

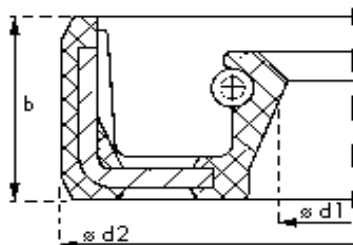
d ₁ (mm)		d ₂ (mm)		b (mm)	d ₁ (mm)		d ₂ (mm)		b (mm)	d ₁ (mm)		d ₂ (mm)		b (mm)
42	x	56	x	7	43	x	80	x	10	45	x	65	x	8
42	x	57	x	7	44	x	52	x	10	45	x	65	x	9
42	x	58	x	7	44	x	55	x	7	45	x	65	x	10
42	x	58	x	8	44	x	60	x	9	45	x	65	x	12
42	x	58	x	10	44	x	60	x	10	45	x	66	x	6
42	x	58	x	12	44	x	62	x	8	45	x	66	x	9
42	x	60	x	7	44	x	62	x	10	45	x	66	x	10
42	x	60	x	8	44	x	65	x	10	45	x	68	x	8
42	x	60	x	9	44	x	66	x	13	45	x	68	x	10
42	x	60	x	10	44	x	70	x	10	45	x	68	x	12
42	x	60	x	12	44	x	72	x	10	45	x	70	x	10
42	x	62	x	7	44	x	73	x	12	45	x	70	x	12
42	x	62	x	8	44	x	78	x	12	45	x	70	x	14
42	x	62	x	10	44	x	100	x	12	45	x	72	x	7
42	x	62	x	12	45	x	50	x	5	45	x	72	x	8
42	x	64	x	7	45	x	52	x	8	45	x	72	x	9
42	x	65	x	8	45	x	55	x	7	45	x	72	x	10
42	x	65	x	10	45	x	55	x	8	45	x	72	x	12
42	x	65	x	12	45	x	55	x	10	45	x	75	x	6
42	x	68	x	11	45	x	56	x	6	45	x	75	x	8
42	x	70	x	8	45	x	56	x	7	45	x	75	x	10
42	x	70	x	10	45	x	57	x	7	45	x	78	x	13
42	x	70	x	12	45	x	58	x	7	45	x	80	x	10
42	x	72	x	8	45	x	58	x	8	45	x	80	x	13
42	x	72	x	10	45	x	59	x	8	45	x	85	x	10
42	x	72	x	12	45	x	60	x	7	45	x	85	x	13
42	x	80	x	10	45	x	60	x	8	45	x	90	x	10
42	x	81	x	13	45	x	60	x	10	45	x	100	x	10
43	x	53	x	5	45	x	60	x	12	46	x	62	x	9
43	x	55	x	7	45	x	61	x	9	46	x	64	x	8
43	x	59	x	5	45	x	61	x	12	46	x	72	x	10
43	x	60	x	10	45	x	62	x	7	46	x	78	x	10
43	x	62	x	10	45	x	62	x	8	47	x	58	x	6
43	x	65	x	8	45	x	62	x	9	47	x	58	x	7
43	x	65	x	13	45	x	62	x	10	47	x	62	x	6
43	x	66	x	10	45	x	62	x	12	47	x	62	x	8
43	x	66	x	12	45	x	65	x	6	47	x	65	x	8
43	x	75	x	10	45	x	65	x	7	47	x	65	x	9

HŘÍDELOVÁ TĚSNĚNÍ

Hřídelová těsnění - GUFERA

dle DIN 3760

- metrické rozměry



Typ WA - jedobřítá NBR

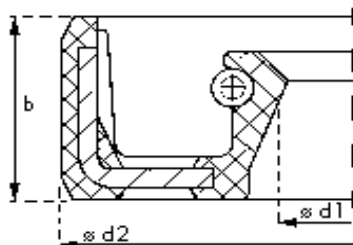
d ₁ (mm)		d ₂ (mm)		b (mm)		d ₁ (mm)		d ₂ (mm)		b (mm)		d ₁ (mm)		d ₂ (mm)		b (mm)
47	x	65	x	10		49	x	68	x	7		50	x	78	x	12
47	x	67	x	12		49	x	68	x	12		50	x	80	x	8
47	x	68	x	6		50	x	59	x	4		50	x	80	x	10
47	x	72	x	9		50	x	60	x	7		50	x	80	x	12
47	x	72	x	10		50	x	60	x	8		50	x	80	x	13
48	x	55	x	4		50	x	60	x	10		50	x	80	x	14
48	x	58	x	4		50	x	62	x	7		50	x	85	x	8
48	x	60	x	6		50	x	62	x	8		50	x	85	x	10
48	x	62	x	7		50	x	62	x	10		50	x	85	x	12
48	x	62	x	8		50	x	64	x	10		50	x	85	x	13
48	x	62	x	10		50	x	65	x	7		50	x	90	x	10
48	x	62	x	12		50	x	65	x	8		50	x	90	x	13
48	x	63	x	11		50	x	65	x	10		50	x	95	x	7
48	x	65	x	8		50	x	65	x	12		50	x	100	x	10
48	x	65	x	10		50	x	66	x	8		50	x	110	x	12
48	x	65	x	12		50	x	66	x	10		51	x	72	x	10
48	x	68	x	10		50	x	67	x	9		52	x	60	x	8
48	x	68	x	12		50	x	68	x	8		52	x	62	x	7
48	x	70	x	8		50	x	68	x	9		52	x	65	x	8
48	x	70	x	9		50	x	68	x	10		52	x	65	x	9
48	x	70	x	10		50	x	68	x	11		52	x	68	x	7
48	x	70	x	12		50	x	68	x	12		52	x	68	x	8
48	x	72	x	7		50	x	68	x	14		52	x	68	x	9
48	x	72	x	8		50	x	70	x	8		52	x	68	x	10
48	x	72	x	9		50	x	70	x	9		52	x	68	x	13
48	x	72	x	10		50	x	70	x	10		52	x	69	x	10
48	x	72	x	12		50	x	70	x	12		52	x	70	x	10
48	x	74	x	10		50	x	72	x	6		52	x	72	x	8
48	x	75	x	8		50	x	72	x	8		52	x	72	x	10
48	x	80	x	8		50	x	72	x	10		52	x	72	x	12
48	x	80	x	10		50	x	72	x	12		52	x	75	x	10
48	x	80	x	13		50	x	72	x	14		52	x	75	x	12
48	x	85	x	6		50	x	74	x	9		52	x	76	x	13
48	x	85	x	10		50	x	75	x	10		52	x	78	x	13
48	x	85	x	13		50	x	75	x	12		52	x	80	x	8
48	x	90	x	10		50	x	75	x	13		52	x	80	x	10
48	x	90	x	12		50	x	76	x	10		52	x	80	x	13
49	x	65	x	10		50	x	78	x	10		52	x	85	x	8

HŘÍDELOVÁ TĚSNĚNÍ

Hřídelová těsnění - GUFERA

dle DIN 3760

- metrické rozměry



Typ WA - jedobřítá NBR

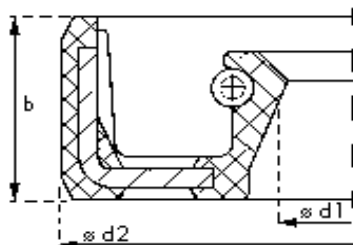
d ₁ (mm)		d ₂ (mm)		b (mm)	d ₁ (mm)		d ₂ (mm)		b (mm)	d ₁ (mm)		d ₂ (mm)		b (mm)
52	x	85	x	10	55	x	80	x	8	57	x	85	x	13
53	x	65	x	10	55	x	80	x	10	57	x	87	x	15
53	x	68	x	10	55	x	80	x	12	57	x	90	x	13
53	x	68	x	13	55	x	80	x	13	57	x	95	x	10
53	x	79	x	10	55	x	85	x	8	58	x	70	x	6
53	x	80	x	10	55	x	85	x	10	58	x	72	x	7
54	x	70	x	10	55	x	85	x	12	58	x	72	x	8
54	x	72	x	5	55	x	85	x	13	58	x	72	x	9
54	x	72	x	8	55	x	85	x	16	58	x	75	x	5
54	x	72	x	10	55	x	88	x	10	58	x	75	x	9
54	x	74	x	8	55	x	90	x	8	58	x	75	x	10
54	x	75	x	12	55	x	90	x	10	58	x	75	x	11
54	x	76	x	12	55	x	90	x	12	58	x	75	x	12
54	x	78	x	12	55	x	90	x	13	58	x	76	x	7
54	x	80	x	8	55	x	100	x	10	58	x	76	x	9
54	x	82	x	11	55	x	100	x	12	58	x	78	x	13
54	x	85	x	15	55	x	100	x	13	58	x	80	x	5
54	x	90	x	13	55	x	100	x	16	58	x	80	x	8
55	x	65	x	8	56	x	69	x	10	58	x	80	x	10
55	x	68	x	8	56	x	70	x	8	58	x	80	x	12
55	x	70	x	7	56	x	72	x	8	58	x	80	x	13
55	x	70	x	8	56	x	72	x	9	58	x	85	x	10
55	x	70	x	9	56	x	72	x	10	58	x	85	x	12
55	x	70	x	10	56	x	76	x	11	58	x	85	x	13
55	x	72	x	7	56	x	80	x	8	58	x	86	x	14
55	x	72	x	8	56	x	85	x	8	58	x	90	x	10
55	x	72	x	10	56	x	85	x	13	58	x	90	x	11
55	x	72	x	12	56	x	88	x	10	58	x	90	x	13
55	x	72	x	13	56	x	88	x	13	59	x	80	x	10
55	x	75	x	8	56	x	90	x	10	59	x	85	x	8
55	x	75	x	10	56	x	100	x	10	60	x	70	x	7
55	x	75	x	12	57	x	72	x	10	60	x	72	x	8
55	x	78	x	8	57	x	75	x	10	60	x	74	x	10
55	x	78	x	9	57	x	75	x	12	60	x	75	x	7
55	x	78	x	10	57	x	78	x	12	60	x	75	x	8
55	x	78	x	12	57	x	80	x	12	60	x	75	x	9
55	x	80	x	5	57	x	80	x	13	60	x	75	x	10
55	x	80	x	6	57	x	85	x	10	60	x	75	x	12

HŘÍDELOVÁ TĚSNĚNÍ

Hřídelová těsnění - GUFERA

dle DIN 3760

- metrické rozměry



Typ WA - jedobřítá NBR

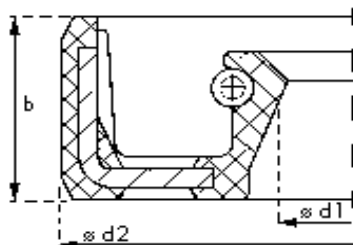
d ₁ (mm)		d ₂ (mm)		b (mm)	d ₁ (mm)		d ₂ (mm)		b (mm)	d ₁ (mm)		d ₂ (mm)		b (mm)
60	x	76	x	10	62	x	85	x	13	65	x	95	x	10
60	x	78	x	7	62	x	90	x	10	65	x	95	x	13
60	x	78	x	9	62	x	90	x	11	65	x	95	x	16
60	x	78	x	10	62	x	90	x	13	65	x	100	x	8
60	x	78	x	13	62	x	95	x	10	65	x	100	x	10
60	x	80	x	7	62	x	100	x	10	65	x	100	x	12
60	x	80	x	8	62	x	100	x	12	65	x	100	x	13
60	x	80	x	9	63	x	80	x	8	65	x	110	x	10
60	x	80	x	10	63	x	85	x	10	65	x	110	x	13
60	x	80	x	12	63	x	85	x	12	65	x	115	x	15
60	x	80	x	13	63	x	85	x	13	65	x	120	x	10
60	x	82	x	9	63	x	88	x	10	65	x	120	x	12
60	x	82	x	12	63	x	90	x	10	65	x	125	x	12
60	x	85	x	8	63	x	100	x	13	66	x	90	x	10
60	x	85	x	10	63	x	110	x	12	66	x	100	x	11
60	x	85	x	12	63	x	110	x	13	68	x	82	x	10
60	x	85	x	13	64	x	80	x	7	68	x	85	x	8
60	x	89	x	11	64	x	80	x	8	68	x	85	x	10
60	x	90	x	8	64	x	85	x	10	68	x	85	x	13
60	x	90	x	10	64	x	85	x	12	68	x	90	x	10
60	x	90	x	13	64	x	85	x	13	68	x	90	x	12
60	x	92	x	11	65	x	80	x	8	68	x	90	x	13
60	x	93	x	13	65	x	80	x	10	68	x	95	x	10
60	x	95	x	8	65	x	80	x	12	68	x	95	x	12
60	x	95	x	10	65	x	80	x	13	68	x	95	x	13
60	x	100	x	10	65	x	82	x	10	68	x	100	x	10
60	x	100	x	13	65	x	82	x	12	68	x	100	x	13
60	x	110	x	12	65	x	85	x	8	69	x	90	x	10
60	x	110	x	13	65	x	85	x	9	70	x	80	x	6
60	x	120	x	12	65	x	85	x	10	70	x	83	x	5
60	x	130	x	15	65	x	85	x	12	70	x	85	x	6
61	x	80	x	13	65	x	85	x	13	70	x	85	x	7
62	x	80	x	10	65	x	88	x	12	70	x	85	x	8
62	x	80	x	12	65	x	90	x	10	70	x	85	x	10
62	x	82	x	10	65	x	90	x	12	70	x	90	x	7
62	x	85	x	8	65	x	90	x	13	70	x	90	x	10
62	x	85	x	10	65	x	92	x	12	70	x	90	x	12
62	x	85	x	12	65	x	92	x	13	70	x	90	x	13

HŘÍDELOVÁ TĚSNĚNÍ

Hřídelová těsnění - GUFERA

dle DIN 3760

- metrické rozměry



Typ WA - jedobřítá NBR

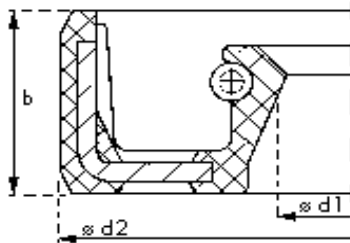
d ₁ (mm)		d ₂ (mm)		b (mm)	d ₁ (mm)		d ₂ (mm)		b (mm)	d ₁ (mm)		d ₂ (mm)		b (mm)
70	x	92	x	12	72	x	110	x	12	77	x	95	x	10
70	x	92	x	13	73	x	95	x	10	77	x	100	x	10
70	x	92	x	14	74	x	88	x	10	78	x	90	x	8
70	x	95	x	10	74	x	105	x	12	78	x	95	x	11
70	x	95	x	12	74	x	135	x	15	78	x	100	x	10
70	x	95	x	13	75	x	90	x	8	78	x	100	x	13
70	x	96	x	13	75	x	90	x	10	78	x	105	x	13
70	x	100	x	6	75	x	90	x	12	78	x	105	x	15
70	x	100	x	8	75	x	92	x	7	78	x	110	x	12
70	x	100	x	10	75	x	95	x	8	78	x	110	x	13
70	x	100	x	12	75	x	95	x	10	80	x	95	x	8
70	x	100	x	13	75	x	95	x	12	80	x	95	x	10
70	x	100	x	16	75	x	95	x	13	80	x	100	x	10
70	x	105	x	13	75	x	100	x	7	80	x	100	x	12
70	x	110	x	8	75	x	100	x	10	80	x	100	x	13
70	x	110	x	10	75	x	100	x	12	80	x	100	x	14
70	x	110	x	12	75	x	100	x	13	80	x	105	x	10
70	x	110	x	13	75	x	100	x	13	80	x	105	x	12
70	x	110	x	15	75	x	101	x	12	80	x	105	x	13
70	x	111	x	13	75	x	102	x	12	80	x	105	x	13
70	x	112	x	12	75	x	105	x	12	80	x	110	x	10
70	x	115	x	15	75	x	105	x	13	80	x	110	x	12
70	x	120	x	12	75	x	105	x	15	80	x	110	x	13
70	x	120	x	13	75	x	110	x	10	80	x	110	x	14
70	x	125	x	12	75	x	110	x	12	80	x	113	x	12
70	x	135	x	12	75	x	110	x	13	80	x	115	x	10
70	x	150	x	12	75	x	112	x	12	80	x	115	x	12
71	x	83	x	12	75	x	115	x	10	80	x	120	x	12
71	x	88	x	8	75	x	115	x	12	80	x	120	x	13
72	x	85	x	8	75	x	115	x	16	80	x	125	x	12
72	x	85	x	10	75	x	120	x	8	80	x	125	x	13
72	x	90	x	8	75	x	120	x	12	80	x	130	x	13
72	x	90	x	10	75	x	125	x	12	80	x	140	x	13
72	x	95	x	10	75	x	130	x	12	80	x	145	x	13
72	x	95	x	12	75	x	130	x	13	82	x	100	x	8
72	x	95	x	13	75	x	130	x	13	82	x	105	x	12
72	x	100	x	10	75	x	135	x	13	82	x	105	x	14
72	x	100	x	13	76	x	102	x	12	82	x	110	x	12
					76	x	105	x	13	82	x	110	x	12
					76	x	120	x	12	83	x	110	x	13

HŘÍDELOVÁ TĚSNĚNÍ

Hřídelová těsnění - GUFERA

dle DIN 3760

- metrické rozměry



Typ WA - jedobřítá NBR

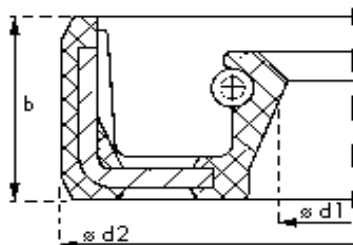
d ₁ (mm)		d ₂ (mm)		b (mm)	d ₁ (mm)		d ₂ (mm)		b (mm)	d ₁ (mm)		d ₂ (mm)		b (mm)
85	x	100	x	7	88	x	140	x	12	95	x	125	x	13
85	x	100	x	9	88	x	140	x	13	95	x	125	x	16
85	x	100	x	10	90	x	110	x	8	95	x	127	x	12
85	x	100	x	12	90	x	110	x	10	95	x	130	x	12
85	x	105	x	8	90	x	110	x	12	95	x	130	x	13
85	x	105	x	10	90	x	110	x	13	95	x	130	x	15
85	x	105	x	12	90	x	110	x	15	95	x	132	x	12
85	x	105	x	13	90	x	115	x	8	95	x	135	x	13
85	x	110	x	10	90	x	115	x	9	95	x	136	x	13
85	x	110	x	12	90	x	115	x	10	95	x	145	x	13
85	x	110	x	13	90	x	115	x	13	95	x	150	x	15
85	x	110	x	15	90	x	120	x	10	95	x	160	x	15
85	x	115	x	13	90	x	120	x	12	96	x	112	x	10
85	x	115	x	15	90	x	120	x	13	96	x	136	x	12
85	x	120	x	10	90	x	120	x	14	97	x	127	x	13
85	x	120	x	12	90	x	120	x	15	97	x	130	x	14
85	x	120	x	13	90	x	125	x	13	97	x	167	x	13
85	x	125	x	7	90	x	125	x	14	98	x	120	x	13
85	x	125	x	12	90	x	130	x	12	98	x	125	x	10
85	x	126	x	13	90	x	130	x	13	98	x	125	x	13
85	x	130	x	10	90	x	140	x	13	98	x	128	x	10
85	x	130	x	12	90	x	160	x	12	100	x	115	x	9
85	x	140	x	12	90	x	167	x	14	100	x	120	x	10
85	x	150	x	12	91	x	136	x	12	100	x	120	x	11
85	x	150	x	13	92	x	110	x	12	100	x	120	x	12
85	x	155	x	12	92	x	120	x	12	100	x	120	x	13
86	x	110	x	13	92	x	120	x	13	100	x	125	x	10
87	x	110	x	13	92	x	120	x	14	100	x	125	x	12
88	x	100	x	13	95	x	110	x	9	100	x	125	x	13
88	x	105	x	12	95	x	110	x	10	100	x	125	x	15
88	x	110	x	12	95	x	110	x	12	100	x	127	x	13
88	x	110	x	13	95	x	110	x	13	100	x	130	x	10
88	x	113	x	8	95	x	115	x	8	100	x	130	x	12
88	x	115	x	9	95	x	115	x	11	100	x	130	x	13
88	x	120	x	12	95	x	115	x	13	100	x	130	x	14
88	x	120	x	13	95	x	120	x	12	100	x	135	x	12
88	x	126	x	12	95	x	120	x	13	100	x	135	x	13
88	x	128	x	12	95	x	125	x	12	100	x	140	x	12

HŘÍDELOVÁ TĚSNĚNÍ

Hřídelová těsnění - GUFERA

dle DIN 3760

- metrické rozměry



Typ WA - jedobřítá NBR

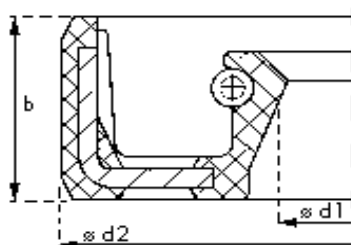
d ₁ (mm)		d ₂ (mm)		b (mm)	d ₁ (mm)		d ₂ (mm)		b (mm)	d ₁ (mm)		d ₂ (mm)		b (mm)
100	x	140	x	13	110	x	140	x	12	120	x	150	x	12
100	x	150	x	12	110	x	140	x	13	120	x	150	x	13
100	x	150	x	13	110	x	140	x	14	120	x	150	x	15
100	x	150	x	15	110	x	145	x	13	120	x	160	x	12
100	x	160	x	12	110	x	145	x	14	120	x	160	x	13
100	x	180	x	12	110	x	145	x	15	120	x	160	x	14
100	x	180	x	13	110	x	150	x	12	120	x	160	x	15
100	x	185	x	13	110	x	150	x	13	120	x	195	x	13
102	x	135	x	13	110	x	150	x	15	122	x	150	x	15
104	x	125	x	10	110	x	155	x	15	125	x	140	x	10
104	x	130	x	10	110	x	159	x	14	125	x	143	x	12
105	x	120	x	10	110	x	160	x	8	125	x	150	x	12
105	x	125	x	10	110	x	160	x	10	125	x	150	x	13
105	x	125	x	13	110	x	160	x	12	125	x	150	x	14
105	x	130	x	12	110	x	160	x	15	125	x	150	x	15
105	x	130	x	13	112	x	125	x	9	125	x	155	x	12
105	x	130	x	15	112	x	140	x	13	125	x	160	x	12
105	x	135	x	13	114	x	127	x	9	125	x	160	x	13
105	x	135	x	14	114	x	140	x	13	125	x	160	x	15
105	x	140	x	12	115	x	130	x	12	127	x	150	x	13
105	x	140	x	13	115	x	130	x	13	127	x	170	x	14
105	x	140	x	16	115	x	140	x	10	128	x	150	x	13
105	x	145	x	16	115	x	140	x	12	128	x	150	x	14
105	x	150	x	15	115	x	140	x	13	128	x	158	x	13
107	x	150	x	15	115	x	145	x	13	130	x	140	x	10
108	x	130	x	12	115	x	145	x	14	130	x	150	x	10
108	x	130	x	13	115	x	145	x	15	130	x	155	x	10
108	x	145	x	15	115	x	150	x	12	130	x	160	x	12
110	x	125	x	12	115	x	150	x	13	130	x	160	x	13
110	x	125	x	13	115	x	160	x	15	130	x	160	x	14
110	x	130	x	8	115	x	190	x	15	130	x	160	x	15
110	x	130	x	10	118	x	140	x	13	130	x	165	x	13
110	x	130	x	12	118	x	150	x	15	130	x	165	x	15
110	x	130	x	13	120	x	140	x	10	130	x	170	x	12
110	x	130	x	14	120	x	140	x	12	130	x	170	x	13
110	x	135	x	12	120	x	140	x	13	130	x	170	x	14
110	x	135	x	13	120	x	140	x	14	130	x	170	x	15
110	x	140	x	10	120	x	145	x	12	130	x	182	x	16

HŘÍDELOVÁ TĚSNĚNÍ

Hřídelová těsnění - GUFERA

dle DIN 3760

- metrické rozměry



Typ WA - jedobřítá NBR

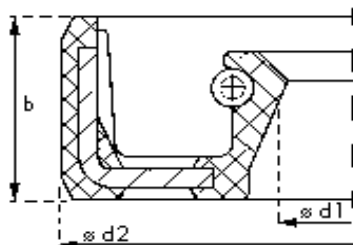
d ₁ (mm)		d ₂ (mm)		b (mm)	d ₁ (mm)		d ₂ (mm)		b (mm)	d ₁ (mm)		d ₂ (mm)		b (mm)
130	x	230	x	14	145	x	170	x	15	160	x	195	x	18
135	x	155	x	12	145	x	175	x	12	160	x	200	x	12
135	x	160	x	12	145	x	175	x	15	160	x	200	x	14
135	x	160	x	13	145	x	180	x	12	160	x	200	x	15
135	x	160	x	14	145	x	180	x	13	161	x	215	x	15
135	x	160	x	15	145	x	180	x	14	162	x	190	x	12
135	x	165	x	12	145	x	185	x	15	165	x	190	x	13
135	x	165	x	15	146	x	163	x	7	165	x	191	x	15
135	x	170	x	12	150	x	162	x	9	165	x	195	x	13
135	x	170	x	15	150	x	164	x	16	165	x	200	x	9
135	x	170	x	18	150	x	168	x	12	165	x	200	x	15
135	x	180	x	15	150	x	168	x	13	169	x	184	x	7
135	x	190	x	14	150	x	170	x	12	170	x	190	x	13
135	x	190	x	15	150	x	170	x	13	170	x	190	x	15
135	x	192	x	16	150	x	170	x	15	170	x	190	x	12
138	x	160	x	15	150	x	180	x	12	170	x	200	x	12
140	x	160	x	10	150	x	180	x	13	170	x	200	x	14
140	x	160	x	13	150	x	180	x	14	170	x	200	x	15
140	x	160	x	15	150	x	180	x	15	170	x	200	x	16
140	x	165	x	12	150	x	190	x	15	170	x	210	x	14
140	x	165	x	15	150	x	200	x	15	170	x	220	x	15
140	x	170	x	12	155	x	174	x	12	175	x	195	x	13
140	x	170	x	13	155	x	175	x	12	175	x	200	x	10
140	x	170	x	14	155	x	180	x	14	175	x	200	x	15
140	x	170	x	15	155	x	180	x	15	175	x	205	x	15
140	x	170	x	18	155	x	190	x	15	175	x	210	x	14
140	x	180	x	12	155	x	190	x	15	175	x	220	x	17
140	x	180	x	13	156	x	196	x	20	175	x	250	x	16
140	x	180	x	14	158	x	180	x	15	177	x	250	x	16
140	x	180	x	15	158	x	190	x	15	178	x	208	x	15
140	x	190	x	15	160	x	180	x	10	180	x	200	x	10
140	x	215	x	8	160	x	180	x	12	180	x	200	x	13
140	x	215	x	12	160	x	180	x	15	180	x	200	x	15
143	x	175	x	16	160	x	185	x	10	180	x	210	x	10
144	x	160	x	12	160	x	185	x	15	180	x	210	x	15
145	x	160	x	10	160	x	190	x	13	180	x	215	x	16
145	x	165	x	13	160	x	190	x	14	180	x	220	x	15
145	x	165	x	15	160	x	190	x	15	180	x	220	x	16
					160	x	190	x	15	185	x	210	x	13

HŘÍDELOVÁ TĚSNĚNÍ

Hřídelová těsnění - GUFERA

dle DIN 3760

- metrické rozměry



Typ WA - jedobřítá NBR

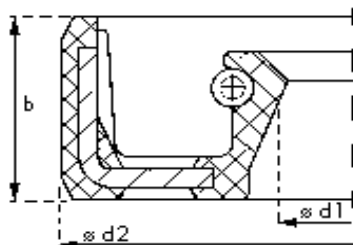
d ₁ (mm)		d ₂ (mm)		b (mm)	d ₁ (mm)		d ₂ (mm)		b (mm)	d ₁ (mm)		d ₂ (mm)		b (mm)
185	x	215	x	15	220	x	250	x	14	270	x	310	x	16
185	x	215	x	16	220	x	250	x	15	270	x	310	x	20
190	x	220	x	12	220	x	250	x	16	270	x	320	x	18
190	x	220	x	15	220	x	255	x	16	270	x	330	x	25
190	x	220	x	16	220	x	255	x	18	275	x	294	x	12
190	x	225	x	12	220	x	260	x	15	280	x	310	x	15
190	x	225	x	15	220	x	260	x	16	280	x	316	x	18
190	x	225	x	16	220	x	260	x	22	280	x	320	x	15
190	x	230	x	15	225	x	250	x	15	280	x	320	x	18
192	x	210	x	10	230	x	250	x	15	280	x	320	x	20
195	x	215	x	15	230	x	255	x	15	280	x	340	x	28
195	x	230	x	16	230	x	260	x	15	285	x	325	x	16
195	x	230	x	17	230	x	269	x	22	287	x	330	x	18
195	x	235	x	15	230	x	270	x	15	290	x	334	x	20
198	x	230	x	12	230	x	280	x	15	300	x	320	x	20
200	x	225	x	15	230	x	280	x	16	300	x	335	x	18
200	x	230	x	13	240	x	270	x	15	300	x	340	x	15
200	x	230	x	15	240	x	275	x	16	300	x	340	x	16
200	x	230	x	16	240	x	275	x	18	300	x	340	x	18
200	x	235	x	16	240	x	280	x	15	300	x	340	x	20
200	x	235	x	18	240	x	280	x	16	300	x	350	x	25
200	x	240	x	15	240	x	280	x	19	305	x	330	x	13
200	x	250	x	15	240	x	335	x	15	310	x	350	x	18
200	x	310	x	18	250	x	270	x	12	310	x	370	x	25
205	x	230	x	15	250	x	280	x	15	315	x	350	x	18
205	x	230	x	16	250	x	280	x	16	315	x	355	x	18
205	x	250	x	16	250	x	290	x	15	315	x	359	x	20
210	x	240	x	15	250	x	290	x	16	320	x	360	x	18
210	x	250	x	15	260	x	290	x	15	320	x	360	x	20
210	x	250	x	16	260	x	290	x	16	320	x	380	x	25
210	x	265	x	25	260	x	290	x	20	320	x	380	x	28
210	x	290	x	20	260	x	300	x	15	320	x	410	x	28
212	x	245	x	16	260	x	300	x	18	330	x	370	x	18
215	x	240	x	12	260	x	300	x	20	330	x	390	x	25
215	x	240	x	15	265	x	290	x	16	335	x	375	x	18
215	x	250	x	16	265	x	310	x	16	340	x	380	x	15
220	x	245	x	8	270	x	300	x	15	340	x	380	x	18
220	x	250	x	12	270	x	310	x	15	340	x	380	x	20

HŘÍDELOVÁ TĚSNĚNÍ

Hřídelová těsnění - GUFERA

dle DIN 3760

- palcové rozměry



Typ WA - jedobřítá NBR

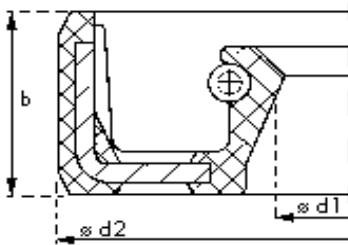
d ₁ (mm)		d ₂ (mm)		b (mm)		d ₁ (mm)		d ₂ (mm)		b (mm)		d ₁ (mm)		d ₂ (mm)		b (mm)
7.93	x	19.05	x	6.35		38.1	x	52.38	x	6.35		65.08	x	85.72	x	9.52
9.52	x	22.22	x	6.35		38.1	x	57.15	x	7.93		66.67	x	92.07	x	12.7
11.11	x	25.4	x	7.93		38.1	x	60.32	x	11.11		68.26	x	101.6	x	12.7
12.7	x	31.75	x	9.52		38.1	x	69.85	x	12.7		69.85	x	88.9	x	6.35
14.28	x	28.57	x	6.35		39.68	x	52.38	x	4.76		69.85	x	114.3	x	12.7
15.87	x	23.81	x	4.76		39.68	x	60.32	x	9.52		73.02	x	92.07	x	9.52
15.87	x	28.57	x	6.35		41.27	x	53.97	x	6.35		76.2	x	95.25	x	7.93
15.87	x	31.75	x	9.52		41.27	x	61.91	x	12.7		76.2	x	107.95	x	12.7
15.87	x	40.08	x	6.35		41.27	x	66.67	x	9.52		77.78	x	96.04	x	8.98
17.46	x	34.92	x	9.52		42.86	x	57.15	x	7.93		79.37	x	114.3	x	15.87
19.05	x	28.57	x	4.76		43.26	x	61.11	x	9.52		80.96	x	123.82	x	12.7
19.05	x	34.92	x	6.35		44.45	x	58.73	x	6.35		82.55	x	107.95	x	7.93
19.05	x	41.27	x	7.93		44.45	x	63.5	x	12.7		85.72	x	101.6	x	12.7
19.84	x	34.92	x	4.7		44.45	x	68.26	x	11.11		85.72	x	127	x	11.91
20.63	x	30.16	x	6.35		46.03	x	63.5	x	6.35		88.9	x	111.12	x	9.52
22.22	x	31.75	x	7.93		46.03	x	76.2	x	9.52		88.9	x	114.3	x	15.87
22.22	x	38.1	x	9.52		47.62	x	63.5	x	7.93		92.07	x	117.47	x	12.7
24.87	x	34.92	x	6.83		47.62	x	69.85	x	12.7		95.25	x	120.65	x	12.7
25.4	x	38.1	x	9.52		49.21	x	63.5	x	9.52		98.42	x	123.82	x	12.7
25.4	x	47.62	x	6.35		50.8	x	69.85	x	6.35		99.85	x	150	x	12.7
25.4	x	50.8	x	12.7		50.8	x	73.02	x	12.7		101.6	x	127	x	7.93
26.98	x	41.27	x	7.93		50.8	x	74.18	x	7.93		104.77	x	130.17	x	12.7
28.57	x	39.69	x	9.52		52.38	x	73.02	x	9.52		107.95	x	136.52	x	12.7
28.57	x	44.45	x	11.11		52.38	x	80.96	x	11.43		110.15	x	170	x	12.7
30.16	x	42.86	x	4.76		53.97	x	69.85	x	7.93		111.12	x	152.4	x	12.7
30.16	x	47.62	x	7.93		53.97	x	79.37	x	11.11		114.3	x	142.87	x	12.7
30.16	x	52.38	x	6.35		54.77	x	82.55	x	9.52		120.65	x	152.4	x	12.7
31.75	x	38.1	x	3.96		55.56	x	76.2	x	12.7		125.41	x	152.4	x	12.7
31.75	x	47.62	x	7.93		57.15	x	79.37	x	9.52		127	x	165.1	x	12.7
31.75	x	50.8	x	9.52		57.15	x	85.72	x	12.7		133.35	x	158.75	x	14.28
31.75	x	57.15	x	12.7		57.94	x	84.93	x	7.93		136.52	x	165.1	x	12.7
33.33	x	46.99	x	6.35		58.73	x	79.37	x	9.52		139.7	x	171.45	x	12.7
33.85	x	63.5	x	12.7		60.32	x	69.85	x	7.93		142.87	x	177.8	x	12.7
34.92	x	47.62	x	7.93		60.32	x	88.9	x	11.11		152.4	x	184.15	x	15.87
34.92	x	52.38	x	9.52		61.91	x	82.55	x	9.52		155.58	x	182.44	x	15.87
34.92	x	57.15	x	12.7		63.5	x	76.2	x	12.7		165.1	x	196.85	x	12.7
34.92	x	69.85	x	9.52		63.5	x	88.9	x	9.52		177.8	x	215.9	x	12.7
36.51	x	63.5	x	12.7		63.5	x	98.42	x	6.35		228.6	x	266.7	x	14.28

HŘÍDELOVÁ TĚSNĚNÍ

Hřídelová těsnění - GUFERA

dle DIN 3760

- metrické rozměry



Typ VIA - jedobřítá FPM

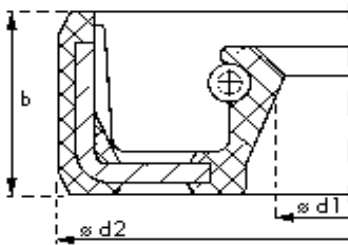
d ₁ (mm)		d ₂ (mm)		b (mm)	d ₁ (mm)		d ₂ (mm)		b (mm)	d ₁ (mm)		d ₂ (mm)		b (mm)
4	x	10	x	6	10	x	16	x	4	12	x	26	x	7
4	x	11	x	6	10	x	16	x	5	12	x	26	x	8
4	x	12	x	4	10	x	18	x	4	12	x	28	x	7
4	x	12	x	6	10	x	18	x	5	12	x	28	x	8
5	x	15	x	6	10	x	18	x	6	12	x	30	x	7
5	x	16	x	7	10	x	18	x	9	12	x	30	x	10
6	x	14	x	6	10	x	19	x	6	12	x	32	x	5
6	x	15	x	4	10	x	19	x	7	12	x	32	x	7
6	x	15	x	6	10	x	22	x	6	12	x	35	x	7
6	x	16	x	5	10	x	22	x	7	12	x	50	x	5
6	x	16	x	6	10	x	22	x	8	13	x	22	x	4
6	x	16	x	7	10	x	24	x	7	13	x	22	x	5
6	x	18	x	5	10	x	25	x	6	13	x	25	x	7
6	x	19	x	6	10	x	26	x	7	13	x	26	x	7
6	x	19	x	7	10	x	28	x	7	13	x	30	x	7
6	x	20	x	6	10	x	28	x	8	13	x	30	x	8
6	x	22	x	7	10	x	30	x	7	14	x	22	x	4
6	x	22	x	8	10	x	30	x	8	14	x	22	x	7
7	x	16	x	7	11	x	17	x	4	14	x	24	x	6
7	x	22	x	7	11	x	22	x	7	14	x	24	x	7
7	x	22	x	8	11	x	22	x	8	14	x	25	x	7
8	x	15	x	3	11	x	26	x	6	14	x	26	x	7
8	x	16	x	7	11	x	26	x	7	14	x	27	x	7
8	x	18	x	5	11	x	30	x	7	14	x	28	x	7
8	x	18	x	6	12	x	18	x	5	14	x	28	x	10
8	x	19	x	7	12	x	19	x	5	14	x	30	x	7
8	x	20	x	8	12	x	20	x	5	14	x	30	x	8
8	x	22	x	6	12	x	21	x	4	14	x	32	x	7
8	x	22	x	7	12	x	22	x	4	14	x	35	x	7
8	x	22	x	8	12	x	22	x	6	14	x	35	x	8
8	x	24	x	7	12	x	22	x	7	15	x	21	x	4
8	x	30	x	7	12	x	22	x	8	15	x	22	x	7
9	x	18	x	7	12	x	24	x	6	15	x	24	x	5
9	x	19	x	4	12	x	24	x	7	15	x	24	x	7
9	x	22	x	7	12	x	24	x	8	15	x	25	x	5
9	x	24	x	7	12	x	25	x	5	15	x	25	x	6
9	x	25	x	8	12	x	25	x	7	15	x	26	x	7
9	x	26	x	7	12	x	25	x	8	15	x	27	x	7

HŘÍDELOVÁ TĚSNĚNÍ

Hřídelová těsnění - GUFERA

dle DIN 3760

- metrické rozměry



Typ VIA - jedobřítá FPM

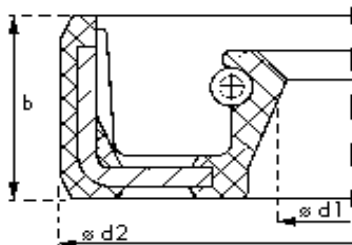
d ₁ (mm)		d ₂ (mm)		b (mm)	d ₁ (mm)		d ₂ (mm)		b (mm)	d ₁ (mm)		d ₂ (mm)		b (mm)
15	x	28	x	5	17	x	27	x	6	18	x	35	x	7
15	x	28	x	6	17	x	27	x	7	18	x	35	x	8
15	x	28	x	7	17	x	28	x	5	18	x	35	x	10
15	x	30	x	5	17	x	28	x	6	18	x	40	x	7
15	x	30	x	6	17	x	28	x	7	18	x	40	x	10
15	x	30	x	7	17	x	28	x	8	18	x	42	x	8
15	x	30	x	8	17	x	30	x	6	19	x	27	x	6
15	x	30	x	10	17	x	30	x	7	19	x	30	x	7
15	x	32	x	7	17	x	30	x	8	19	x	32	x	6
15	x	33	x	7	17	x	32	x	7	19	x	32	x	7
15	x	35	x	5	17	x	32	x	8	19	x	34	x	6
15	x	35	x	7	17	x	32	x	10	19	x	35	x	8
15	x	35	x	8	17	x	35	x	5	19	x	35	x	10
15	x	35	x	10	17	x	35	x	6	19	x	37	x	10
15	x	37	x	7	17	x	35	x	7	19	x	40	x	10
15	x	40	x	10	17	x	35	x	8	20	x	28	x	6
15	x	42	x	7	17	x	35	x	10	20	x	28	x	7
15	x	42	x	10	17	x	36	x	7	20	x	30	x	5
16	x	24	x	4	17	x	37	x	7	20	x	30	x	7
16	x	24	x	5	17	x	37	x	10	20	x	30	x	8
16	x	24	x	7	17	x	38	x	11	20	x	32	x	5
16	x	26	x	7	17	x	40	x	6	20	x	32	x	6
16	x	28	x	7	17	x	40	x	7	20	x	32	x	7
16	x	29	x	10	17	x	40	x	8	20	x	32	x	10
16	x	30	x	7	17	x	40	x	10	20	x	33	x	10
16	x	30	x	8	17	x	40	x	10	20	x	35	x	5
16	x	30	x	10	17	x	47	x	7	20	x	35	x	6
16	x	30	x	10	17	x	47	x	8	20	x	35	x	7
16	x	32	x	7	17	x	47	x	10	20	x	35	x	8
16	x	32	x	8	18	x	28	x	4	20	x	35	x	10
16	x	32	x	10	18	x	28	x	6	20	x	36	x	7
16	x	35	x	7	18	x	28	x	7	20	x	36	x	8
16	x	35	x	10	18	x	28	x	8	20	x	37	x	8
16	x	40	x	10	18	x	30	x	7	20	x	37	x	10
17	x	24	x	5	18	x	32	x	5	20	x	38	x	7
17	x	24	x	7	18	x	32	x	6	20	x	38	x	8
17	x	25	x	4	18	x	32	x	7	20	x	40	x	6
17	x	26	x	6	18	x	32	x	8	20	x	40	x	7
17	x	26	x	7	18	x	35	x	6	20	x	40	x	10

HŘÍDELOVÁ TĚSNĚNÍ

Hřídelová těsnění - GUFERA

dle DIN 3760

- metrické rozměry



Typ VIA - jedobřítá FPM

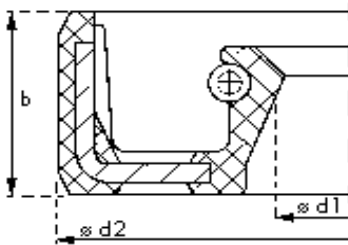
d ₁ (mm)		d ₂ (mm)		b (mm)	d ₁ (mm)		d ₂ (mm)		b (mm)	d ₁ (mm)		d ₂ (mm)		b (mm)
20	x	42	x	6	25	x	32	x	6	25	x	62	x	8
20	x	42	x	7	25	x	32	x	7	25	x	62	x	10
20	x	42	x	10	25	x	33	x	6	25	x	72	x	7
20	x	45	x	10	25	x	35	x	5	26	x	34	x	4
20	x	47	x	7	25	x	35	x	7	26	x	35	x	7
20	x	47	x	8	25	x	35	x	8	26	x	36	x	7
20	x	47	x	10	25	x	35	x	10	26	x	37	x	7
20	x	48	x	9	25	x	36	x	7	26	x	37	x	10
20	x	52	x	7	25	x	37	x	5	26	x	40	x	7
20	x	52	x	10	25	x	37	x	6	26	x	42	x	6
22	x	30	x	7	25	x	37	x	7	26	x	42	x	7
22	x	32	x	7	25	x	38	x	7	26	x	47	x	7
22	x	32	x	10	25	x	40	x	5	26	x	47	x	10
22	x	35	x	6	25	x	40	x	7	26	x	52	x	8
22	x	35	x	7	25	x	40	x	8	27	x	35	x	4
22	x	35	x	8	25	x	40	x	10	27	x	35	x	7
22	x	35	x	10	25	x	42	x	6	27	x	37	x	7
22	x	37	x	7	25	x	42	x	7	27	x	41	x	10
22	x	38	x	7	25	x	42	x	8	27	x	42	x	7
22	x	38	x	8	25	x	42	x	10	27	x	42	x	10
22	x	40	x	5	25	x	43	x	9	27	x	47	x	6
22	x	40	x	7	25	x	43	x	10	27	x	47	x	8
22	x	40	x	8	25	x	45	x	7	27	x	47	x	10
22	x	40	x	10	25	x	45	x	10	27	x	50	x	10
22	x	42	x	7	25	x	46	x	7	27	x	52	x	8
22	x	42	x	10	25	x	47	x	7	28	x	38	x	6
22	x	45	x	7	25	x	47	x	8	28	x	38	x	7
22	x	47	x	7	25	x	47	x	10	28	x	40	x	5
22	x	47	x	10	25	x	50	x	7	28	x	40	x	7
23	x	38	x	7	25	x	50	x	10	28	x	40	x	8
23	x	38	x	8	25	x	50	x	12	28	x	40	x	10
23	x	40	x	10	25	x	51	x	11	28	x	42	x	7
23	x	52	x	12	25	x	52	x	7	28	x	42	x	8
24	x	35	x	6	25	x	52	x	8	28	x	42	x	10
24	x	35	x	7	25	x	52	x	10	28	x	43	x	9
24	x	36	x	7	25	x	52	x	12	28	x	43	x	10
24	x	37	x	7	25	x	55	x	10	28	x	44	x	10
24	x	38	x	10	25	x	62	x	7	28	x	45	x	7

HŘÍDELOVÁ TĚSNĚNÍ

Hřídelová těsnění - GUFERA

dle DIN 3760

- metrické rozměry



Typ VIA - jedobřítá FPM

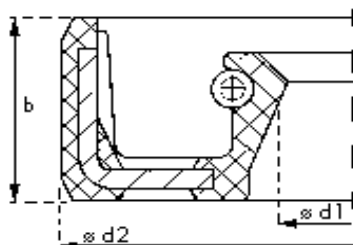
d ₁ (mm)		d ₂ (mm)		b (mm)		d ₁ (mm)		d ₂ (mm)		b (mm)		d ₁ (mm)		d ₂ (mm)		b (mm)
28	x	45	x	8		30	x	47	x	7		32	x	45	x	8
28	x	45	x	9		30	x	47	x	8		32	x	45	x	10
28	x	47	x	7		30	x	47	x	10		32	x	47	x	6
28	x	47	x	8		30	x	48	x	8		32	x	47	x	7
28	x	47	x	10		30	x	48	x	10		32	x	47	x	8
28	x	50	x	8		30	x	50	x	7		32	x	47	x	10
28	x	50	x	10		30	x	50	x	8		32	x	48	x	7
28	x	52	x	7		30	x	50	x	10		32	x	48	x	8
28	x	52	x	10		30	x	52	x	5		32	x	50	x	7
28	x	52	x	12		30	x	52	x	6		32	x	50	x	8
28	x	62	x	10		30	x	52	x	7		32	x	50	x	10
28	x	62	x	12		30	x	52	x	8		32	x	50	x	12
29	x	42	x	7		30	x	52	x	10		32	x	52	x	7
29	x	45	x	8		30	x	52	x	12		32	x	52	x	8
29	x	47	x	10		30	x	54	x	10		32	x	52	x	10
29	x	50	x	10		30	x	55	x	7		32	x	52	x	12
29	x	52	x	9		30	x	55	x	10		32	x	55	x	10
29	x	55	x	9		30	x	55	x	12		32	x	56	x	10
29	x	62	x	10		30	x	56	x	8		32	x	62	x	8
30	x	40	x	5		30	x	56	x	10		32	x	62	x	10
30	x	40	x	7		30	x	56	x	12		32	x	66	x	10
30	x	40	x	8		30	x	57	x	8		32	x	70	x	8
30	x	40	x	9		30	x	60	x	10		33	x	43	x	7
30	x	40	x	10		30	x	62	x	7		33	x	45	x	7
30	x	42	x	6		30	x	62	x	8		33	x	48	x	12
30	x	42	x	7		30	x	62	x	10		33	x	50	x	6
30	x	42	x	8		30	x	62	x	12		33	x	50	x	8
30	x	42	x	10		30	x	65	x	10		33	x	50	x	10
30	x	43	x	8		30	x	72	x	10		33	x	52	x	6
30	x	44	x	10		31	x	47	x	7		33	x	52	x	8
30	x	45	x	5		31	x	47	x	10		33	x	52	x	10
30	x	45	x	6		31	x	52	x	6		33	x	56	x	12
30	x	45	x	7		31	x	52	x	7		34	x	44	x	7
30	x	45	x	8		31	x	52	x	9		34	x	45	x	7
30	x	45	x	10		31	x	55	x	9		34	x	46	x	10
30	x	46	x	10		32	x	42	x	7		34	x	49	x	8
30	x	47	x	5		32	x	45	x	6		34	x	50	x	8
30	x	47	x	6		32	x	45	x	7		34	x	50	x	10

HŘÍDELOVÁ TĚSNĚNÍ

Hřídelová těsnění - GUFERA

dle DIN 3760

- metrické rozměry



Typ VIA - jedobřítá FPM

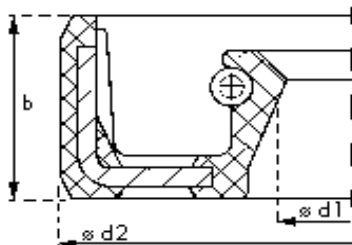
d ₁ (mm)		d ₂ (mm)		b (mm)		d ₁ (mm)		d ₂ (mm)		b (mm)		d ₁ (mm)		d ₂ (mm)		b (mm)
34	x	52	x	8		35	x	62	x	10		38	x	55	x	7
34	x	52	x	10		35	x	62	x	12		38	x	55	x	10
34	x	55	x	7		35	x	65	x	9		38	x	56	x	10
34	x	55	x	9		35	x	65	x	10		38	x	58	x	10
34	x	55	x	10		35	x	65	x	12		38	x	60	x	7
34	x	58	x	13		35	x	68	x	6		38	x	60	x	10
34	x	62	x	10		35	x	68	x	10		38	x	60	x	12
35	x	44	x	7		35	x	68	x	12		38	x	62	x	7
35	x	45	x	7		35	x	72	x	7		38	x	62	x	8
35	x	45	x	10		35	x	72	x	10		38	x	62	x	10
35	x	47	x	5		35	x	72	x	12		38	x	62	x	12
35	x	47	x	6		35	x	80	x	10		38	x	65	x	8
35	x	47	x	7		35	x	80	x	12		38	x	65	x	10
35	x	47	x	10		36	x	47	x	7		38	x	72	x	10
35	x	48	x	7		36	x	48	x	10		38	x	74	x	10
35	x	48	x	8		36	x	50	x	7		39	x	65	x	9
35	x	48	x	9		36	x	50	x	10		40	x	50	x	7
35	x	50	x	7		36	x	52	x	7		40	x	50	x	8
35	x	50	x	8		36	x	56	x	10		40	x	52	x	5
35	x	50	x	10		36	x	58	x	10		40	x	52	x	6
35	x	52	x	7		36	x	58	x	12		40	x	52	x	7
35	x	52	x	8		36	x	62	x	7		40	x	52	x	8
35	x	52	x	10		36	x	62	x	10		40	x	52	x	10
35	x	52	x	12		36	x	65	x	10		40	x	55	x	7
35	x	53	x	9		36	x	68	x	10		40	x	55	x	8
35	x	54	x	8		36	x	75	x	12		40	x	55	x	10
35	x	54	x	10		37	x	52	x	8		40	x	56	x	7
35	x	55	x	8		37	x	52	x	10		40	x	56	x	8
35	x	55	x	10		37	x	62	x	8		40	x	56	x	10
35	x	55	x	12		37	x	72	x	12		40	x	56	x	12
35	x	56	x	8		38	x	50	x	7		40	x	58	x	7
35	x	56	x	10		38	x	50	x	8		40	x	58	x	8
35	x	56	x	12		38	x	50	x	10		40	x	58	x	9
35	x	58	x	10		38	x	52	x	7		40	x	58	x	10
35	x	58	x	12		38	x	52	x	8		40	x	60	x	7
35	x	60	x	10		38	x	52	x	10		40	x	60	x	8
35	x	60	x	12		38	x	54	x	10		40	x	60	x	10
35	x	62	x	7		38	x	55	x	6		40	x	60	x	12

HŘÍDELOVÁ TĚSNĚNÍ

Hřídelová těsnění - GUFERA

dle DIN 3760

- metrické rozměry



Typ VIA - jedobřítá FPM

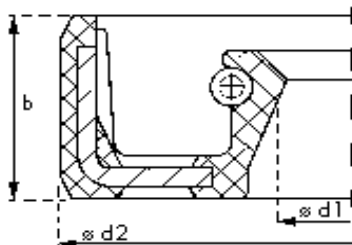
d ₁ (mm)		d ₂ (mm)		b (mm)	d ₁ (mm)		d ₂ (mm)		b (mm)	d ₁ (mm)		d ₂ (mm)		b (mm)
40	x	62	x	7	42	x	72	x	8	45	x	72	x	8
40	x	62	x	8	42	x	72	x	10	45	x	72	x	9
40	x	62	x	10	42	x	72	x	12	45	x	72	x	10
40	x	62	x	12	42	x	80	x	10	45	x	72	x	12
40	x	65	x	10	42	x	81	x	13	45	x	75	x	10
40	x	65	x	12	43	x	60	x	10	45	x	80	x	10
40	x	68	x	10	43	x	62	x	10	45	x	80	x	13
40	x	68	x	11	43	x	65	x	13	45	x	85	x	10
40	x	68	x	12	43	x	66	x	10	46	x	64	x	8
40	x	70	x	8	43	x	66	x	12	46	x	64	x	9
40	x	70	x	10	43	x	70	x	12	46	x	72	x	10
40	x	70	x	12	43	x	80	x	10	47	x	58	x	6
40	x	72	x	7	44	x	55	x	7	47	x	62	x	6
40	x	72	x	10	44	x	58	x	10	47	x	65	x	10
40	x	72	x	12	44	x	60	x	10	47	x	67	x	12
40	x	78	x	10	44	x	62	x	10	47	x	72	x	9
40	x	80	x	8	44	x	65	x	8	47	x	80	x	8
40	x	80	x	10	44	x	65	x	10	47	x	80	x	10
40	x	80	x	13	44	x	72	x	10	48	x	62	x	8
40	x	85	x	10	44	x	73	x	12	48	x	62	x	10
42	x	50	x	7	45	x	55	x	7	48	x	65	x	7
42	x	52	x	8	45	x	55	x	8	48	x	65	x	10
42	x	55	x	7	45	x	60	x	7	48	x	68	x	8
42	x	55	x	8	45	x	60	x	8	48	x	68	x	12
42	x	55	x	10	45	x	60	x	10	48	x	70	x	10
42	x	56	x	7	45	x	60	x	12	48	x	72	x	8
42	x	58	x	10	45	x	62	x	7	48	x	72	x	10
42	x	60	x	8	45	x	62	x	8	48	x	72	x	12
42	x	60	x	10	45	x	62	x	10	48	x	74	x	10
42	x	60	x	12	45	x	62	x	12	48	x	80	x	8
42	x	62	x	7	45	x	65	x	8	48	x	80	x	10
42	x	62	x	8	45	x	65	x	10	48	x	85	x	6
42	x	62	x	10	45	x	65	x	12	48	x	85	x	10
42	x	62	x	12	45	x	66	x	6	48	x	85	x	13
42	x	65	x	8	45	x	66	x	10	48	x	90	x	10
42	x	65	x	10	45	x	68	x	10	50	x	58	x	8
42	x	65	x	12	45	x	70	x	10	50	x	60	x	7
42	x	68	x	8	45	x	70	x	12	50	x	62	x	7

HŘÍDELOVÁ TĚSNĚNÍ

Hřídelová těsnění - GUFERA

dle DIN 3760

- metrické rozměry



Typ VIA - jedobřítá FPM

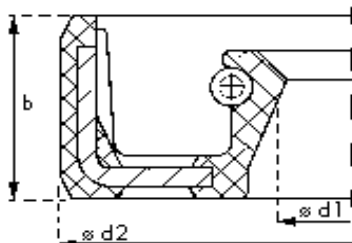
d ₁ (mm)		d ₂ (mm)		b (mm)		d ₁ (mm)		d ₂ (mm)		b (mm)		d ₁ (mm)		d ₂ (mm)		b (mm)
50	x	62	x	8		54	x	90	x	10		58	x	78	x	13
50	x	65	x	8		54	x	90	x	13		58	x	80	x	8
50	x	65	x	9		55	x	68	x	8		58	x	80	x	9
50	x	65	x	10		55	x	70	x	7		58	x	80	x	10
50	x	66	x	10		55	x	70	x	8		58	x	85	x	10
50	x	68	x	8		55	x	70	x	10		58	x	85	x	13
50	x	68	x	10		55	x	72	x	8		58	x	86	x	14
50	x	68	x	12		55	x	72	x	10		58	x	90	x	10
50	x	70	x	8		55	x	75	x	8		60	x	72	x	8
50	x	70	x	10		55	x	75	x	10		60	x	75	x	8
50	x	70	x	12		55	x	75	x	12		60	x	75	x	10
50	x	72	x	8		55	x	78	x	10		60	x	75	x	12
50	x	72	x	10		55	x	80	x	8		60	x	78	x	10
50	x	72	x	12		55	x	80	x	10		60	x	80	x	8
50	x	75	x	10		55	x	80	x	12		60	x	80	x	10
50	x	75	x	12		55	x	80	x	13		60	x	80	x	12
50	x	80	x	8		55	x	85	x	8		60	x	80	x	13
50	x	80	x	10		55	x	85	x	10		60	x	80	x	12
50	x	85	x	10		55	x	85	x	13		60	x	85	x	8
50	x	85	x	13		55	x	85	x	16		60	x	85	x	10
50	x	90	x	10		55	x	90	x	10		60	x	85	x	13
52	x	62	x	8		55	x	90	x	13		60	x	90	x	8
52	x	68	x	8		55	x	100	x	13		60	x	90	x	10
52	x	69	x	10		55	x	100	x	16		60	x	90	x	13
52	x	72	x	8		55	x	120	x	12		60	x	85	x	10
52	x	72	x	10		56	x	70	x	8		60	x	100	x	10
52	x	72	x	12		56	x	72	x	8		60	x	100	x	13
52	x	75	x	10		56	x	72	x	10		60	x	110	x	12
52	x	75	x	12		56	x	76	x	11		60	x	110	x	13
52	x	80	x	10		56	x	80	x	8		60	x	130	x	12
52	x	80	x	13		56	x	80	x	12		61	x	75	x	8
53	x	68	x	10		56	x	85	x	8		61	x	80	x	13
53	x	80	x	10		56	x	88	x	10		62	x	76	x	10
54	x	70	x	12		56	x	88	x	13		62	x	80	x	10
54	x	72	x	10		56	x	90	x	10		62	x	80	x	12
54	x	74	x	8		58	x	72	x	8		62	x	85	x	10
54	x	85	x	10		58	x	72	x	10		62	x	85	x	12
54	x	85	x	15		58	x	75	x	8		62	x	85	x	13

HŘÍDELOVÁ TĚSNĚNÍ

Hřídelová těsnění - GUFERA

dle DIN 3760

- metrické rozměry



Typ VIA - jedobřítá FPM

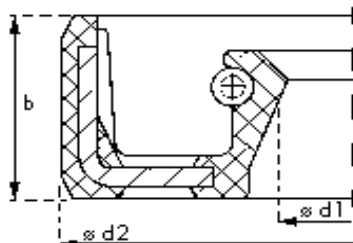
d ₁ (mm)		d ₂ (mm)		b (mm)		d ₁ (mm)		d ₂ (mm)		b (mm)		d ₁ (mm)		d ₂ (mm)		b (mm)
62	x	90	x	10		70	x	95	x	10		76	x	105	x	13
62	x	90	x	11		70	x	95	x	13		77	x	100	x	10
62	x	100	x	10		70	x	100	x	10		78	x	95	x	11
63	x	85	x	10		70	x	100	x	12		78	x	95	x	13
63	x	90	x	10		70	x	100	x	13		78	x	100	x	10
64	x	80	x	8		70	x	105	x	13		78	x	105	x	13
64	x	85	x	13		70	x	110	x	10		78	x	110	x	12
65	x	80	x	8		70	x	110	x	12		80	x	95	x	8
65	x	80	x	10		70	x	110	x	13		80	x	100	x	10
65	x	80	x	12		70	x	112	x	12		80	x	100	x	12
65	x	85	x	8		70	x	120	x	13		80	x	100	x	13
65	x	85	x	10		70	x	125	x	12		80	x	105	x	10
65	x	85	x	12		70	x	135	x	12		80	x	105	x	12
65	x	85	x	13		72	x	85	x	8		80	x	105	x	13
65	x	90	x	10		72	x	85	x	10		80	x	110	x	10
65	x	90	x	12		72	x	90	x	10		80	x	110	x	12
65	x	90	x	13		72	x	95	x	10		80	x	110	x	13
65	x	92	x	13		72	x	95	x	12		80	x	113	x	12
65	x	95	x	10		72	x	95	x	13		80	x	115	x	12
65	x	95	x	13		72	x	100	x	10		80	x	120	x	13
65	x	100	x	10		72	x	100	x	13		80	x	125	x	12
65	x	100	x	12		73	x	100	x	13		80	x	130	x	13
65	x	100	x	13		74	x	105	x	12		80	x	140	x	13
65	x	110	x	10		75	x	85	x	13		80	x	145	x	13
65	x	125	x	12		75	x	90	x	8		82	x	105	x	12
68	x	90	x	6		75	x	90	x	10		82	x	110	x	12
68	x	90	x	10		75	x	95	x	10		83	x	110	x	13
68	x	95	x	13		75	x	95	x	12		85	x	100	x	9
68	x	100	x	10		75	x	100	x	10		85	x	105	x	10
68	x	100	x	13		75	x	100	x	12		85	x	105	x	12
70	x	85	x	7		75	x	100	x	13		85	x	105	x	13
70	x	85	x	8		75	x	101	x	12		85	x	110	x	10
70	x	85	x	10		75	x	110	x	12		85	x	110	x	12
70	x	88	x	9		75	x	110	x	13		85	x	110	x	13
70	x	90	x	10		75	x	112	x	12		85	x	115	x	13
70	x	90	x	12		75	x	120	x	10		85	x	120	x	12
70	x	90	x	13		75	x	120	x	12		85	x	120	x	13
70	x	92	x	13		75	x	130	x	13		85	x	125	x	12

HŘÍDELOVÁ TĚSNĚNÍ

Hřídelová těsnění - GUFERA

dle DIN 3760

- metrické rozměry



Typ VIA - jedobřítá FPM

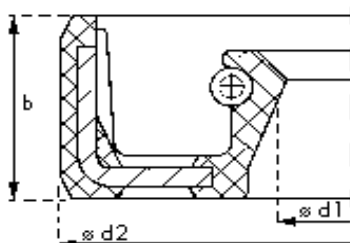
d ₁ (mm)		d ₂ (mm)		b (mm)		d ₁ (mm)		d ₂ (mm)		b (mm)		d ₁ (mm)		d ₂ (mm)		b (mm)
85	x	126	x	13		97	x	130	x	14		110	x	145	x	13
86	x	100	x	7		98	x	120	x	13		110	x	150	x	13
87	x	110	x	13		98	x	125	x	13		110	x	150	x	15
88	x	110	x	12		98	x	128	x	10		110	x	155	x	15
88	x	110	x	13		100	x	115	x	9		110	x	200	x	13
88	x	120	x	12		100	x	120	x	10		112	x	140	x	13
88	x	126	x	12		100	x	120	x	12		114	x	140	x	13
88	x	128	x	12		100	x	120	x	13		115	x	130	x	12
88	x	140	x	13		100	x	125	x	12		115	x	135	x	9
90	x	110	x	10		100	x	125	x	13		115	x	135	x	10
90	x	110	x	12		100	x	127	x	13		115	x	137	x	9
90	x	115	x	9		100	x	130	x	12		115	x	140	x	10
90	x	115	x	12		100	x	130	x	13		115	x	140	x	12
90	x	115	x	13		100	x	130	x	14		115	x	145	x	13
90	x	120	x	9		100	x	140	x	13		115	x	150	x	12
90	x	120	x	12		100	x	150	x	13		115	x	160	x	15
90	x	120	x	13		104	x	120	x	13		120	x	135	x	12
90	x	125	x	14		104	x	125	x	10		120	x	140	x	10
90	x	130	x	13		105	x	125	x	13		120	x	140	x	12
91	x	136	x	12		105	x	129	x	12		120	x	140	x	13
92	x	120	x	13		105	x	130	x	12		120	x	150	x	12
92	x	120	x	14		105	x	130	x	13		120	x	150	x	13
93	x	115	x	13		105	x	130	x	15		120	x	150	x	15
95	x	110	x	6		105	x	132	x	12		120	x	150	x	16
95	x	110	x	10		105	x	135	x	12		120	x	160	x	12
95	x	110	x	12		105	x	135	x	13		120	x	160	x	13
95	x	115	x	13		105	x	135	x	15		120	x	160	x	15
95	x	120	x	12		105	x	140	x	12		125	x	140	x	10
95	x	120	x	13		105	x	140	x	13		125	x	150	x	12
95	x	125	x	12		105	x	145	x	16		125	x	150	x	13
95	x	125	x	13		110	x	128	x	9		125	x	150	x	15
95	x	130	x	13		110	x	130	x	8		125	x	155	x	12
95	x	135	x	13		110	x	130	x	12		125	x	160	x	12
95	x	150	x	15		110	x	130	x	13		125	x	160	x	15
95	x	160	x	15		110	x	135	x	12		127	x	170	x	14
95	x	170	x	13		110	x	135	x	13		128	x	150	x	13
96	x	117	x	10		110	x	140	x	12		128	x	158	x	20
96	x	136	x	12		110	x	140	x	13		130	x	150	x	10

HŘÍDELOVÁ TĚSNĚNÍ

Hřídelová těsnění - GUFERA

dle DIN 3760

- metrické rozměry



Typ VIA - jedobřítá FPM

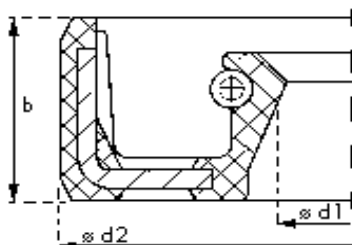
d ₁ (mm)		d ₂ (mm)		b (mm)		d ₁ (mm)		d ₂ (mm)		b (mm)		d ₁ (mm)		d ₂ (mm)		b (mm)
130	x	150	x	13		150	x	170	x	15		180	x	210	x	15
130	x	160	x	12		150	x	180	x	12		180	x	215	x	15
130	x	160	x	13		150	x	180	x	13		180	x	215	x	16
130	x	160	x	15		150	x	180	x	15		180	x	220	x	15
130	x	165	x	13		155	x	174	x	12		185	x	210	x	10
130	x	170	x	12		155	x	175	x	12		185	x	210	x	13
130	x	170	x	13		155	x	177	x	12		185	x	215	x	16
130	x	170	x	15		155	x	180	x	12		190	x	212	x	12
130	x	182	x	16		155	x	180	x	13		190	x	220	x	15
130	x	230	x	14		155	x	180	x	15		190	x	225	x	16
130	x	230	x	15		158	x	180	x	15		195	x	220	x	16
135	x	160	x	12		160	x	180	x	12		200	x	222	x	12
135	x	160	x	13		160	x	185	x	10		200	x	225	x	15
135	x	165	x	12		160	x	185	x	15		200	x	230	x	13
135	x	165	x	15		160	x	190	x	12		200	x	230	x	15
135	x	170	x	12		160	x	190	x	13		200	x	235	x	18
135	x	170	x	15		160	x	190	x	15		200	x	250	x	15
138	x	160	x	15		160	x	200	x	12		205	x	230	x	16
140	x	160	x	13		160	x	200	x	15		210	x	232	x	12
140	x	162	x	12		162	x	190	x	12		210	x	240	x	15
140	x	165	x	12		165	x	190	x	8		210	x	250	x	15
140	x	165	x	15		165	x	190	x	13		210	x	290	x	20
140	x	165	x	16		165	x	200	x	15		215	x	240	x	12
140	x	170	x	12		170	x	190	x	12		220	x	250	x	12
140	x	170	x	13		170	x	190	x	15		220	x	250	x	15
140	x	170	x	15		170	x	192	x	12		220	x	255	x	16
140	x	180	x	12		170	x	200	x	12		220	x	260	x	15
140	x	180	x	13		170	x	200	x	13		220	x	260	x	16
140	x	180	x	15		170	x	200	x	15		230	x	260	x	15
144	x	160	x	12		175	x	200	x	10		230	x	280	x	15
145	x	165	x	13		175	x	200	x	12		230	x	280	x	16
145	x	170	x	15		175	x	200	x	15		240	x	270	x	15
145	x	175	x	15		175	x	205	x	15		240	x	275	x	16
145	x	180	x	12		175	x	210	x	14		240	x	280	x	15
145	x	180	x	13		175	x	210	x	15		250	x	280	x	15
145	x	180	x	14		180	x	200	x	13		250	x	290	x	16
146	x	163	x	7		180	x	200	x	15		255	x	290	x	16
150	x	170	x	12		180	x	202	x	12		260	x	290	x	15

HŘÍDELOVÁ TĚSNĚNÍ

Hřídelová těsnění - GUFERA

dle DIN 3760

- palcové rozměry



Typ VIA - jedobřítá FPM

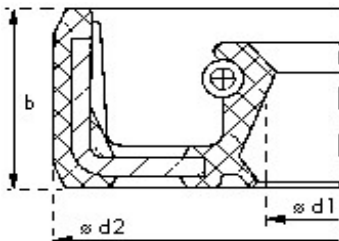
d ₁ (mm)		d ₂ (mm)		b (mm)		d ₁ (mm)		d ₂ (mm)		b (mm)		d ₁ (mm)		d ₂ (mm)		b (mm)
6.35	x	15.87	x	4.76		28.57	x	41.27	x	9.52		63.5	x	73.02	x	6.35
6.35	x	19.05	x	6.35		28.57	x	50.8	x	11.11		63.5	x	82.55	x	9.52
12.7	x	22.22	x	6.35		28.57	x	50.8	x	12.7		63.5	x	88.9	x	11.11
12.7	x	25.4	x	4.76		28.6	x	39.65	x	4.75		65.88	x	88.9	x	12.7
12.7	x	25.4	x	6.35		30.16	x	44.45	x	6.35		66.67	x	85.72	x	9.52
12.7	x	31.75	x	9.52		31.75	x	44.45	x	9.52		66.67	x	92.07	x	11.91
15.7	x	25.5	x	4.6		31.75	x	47.62	x	6.35		69.85	x	88.9	x	9.52
15.87	x	25.4	x	4.76		31.75	x	50.8	x	9.52		76.2	x	107.95	x	12.7
15.87	x	28.57	x	6.35		34.92	x	49.9	x	9.52		77.78	x	114.3	x	12.7
17.27	x	28.44	x	9.52		36.51	x	57.15	x	7.93		101.6	x	127	x	11.11
17.46	x	28.57	x	6.35		44.45	x	61.91	x	7.93		101.6	x	139.7	x	12.7
19.05	x	28.57	x	6.35		44.45	x	63.5	x	9.52		104.77	x	136.39	x	12.7
19.05	x	31.75	x	6.35		44.45	x	63.5	x	12.7		107.95	x	133.35	x	12.7
22.22	x	34.92	x	6.35		44.65	x	60.32	x	6.35		127	x	152.4	x	12.7
22.22	x	35.15	x	9.52		45.65	x	60.32	x	6.35		134.94	x	161.92	x	12.7
23.81	x	36.51	x	6.35		47.62	x	69.85	x	12.7		158.75	x	184.15	x	12.7
25.4	x	41.27	x	6.35		49.2	x	69.95	x	9.5		165.1	x	190.5	x	14.28
25.4	x	41.27	x	7.93		50.8	x	63.5	x	6.35		177.8	x	203.2	x	12.7
25.4	x	44.45	x	5.16		50.8	x	69.85	x	9.52		177.8	x	206.38	x	10.15
25.4	x	44.45	x	9.52		53.97	x	79.37	x	12.7		177.8	x	222.25	x	9.52
26.92	x	41.15	x	7.87		57.15	x	82.55	x	12.7		184.15	x	222.25	x	14.28
26.98	x	38.1	x	6.35		61.91	x	88.9	x	9.52		234.95	x	266.7	x	15.87
26.98	x	47.62	x	9.52		61.91	x	95.73	x	12.7		266.7	x	317.5	x	25.4

HŘÍDELOVÁ TĚSNĚNÍ

Hřídelová těsnění - GUFERA

dle DIN 3760

- metrické rozměry



Typ WAS - dvouobřítá NBR

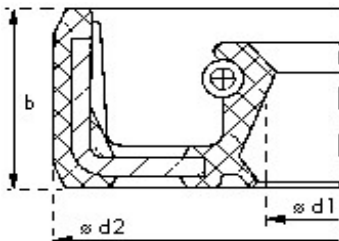
d ₁ (mm)		d ₂ (mm)		b (mm)	d ₁ (mm)		d ₂ (mm)		b (mm)	d ₁ (mm)		d ₂ (mm)		b (mm)
5	x	15	x	5	10	x	22	x	5	13	x	22	x	5
5	x	15	x	6	10	x	22	x	6	13	x	25	x	5
5	x	16	x	7	10	x	22	x	7	13	x	25	x	7
5	x	18	x	7	10	x	24	x	7	13	x	26	x	7
5	x	19	x	5	10	x	25	x	7	13	x	26	x	9
5	x	22	x	7	10	x	26	x	7	13	x	28	x	7
6	x	16	x	5	10	x	28	x	7	13	x	30	x	10
6	x	16	x	7	11	x	17	x	4	14	x	22	x	4
6	x	19	x	7	11	x	21	x	8	14	x	22	x	5
6	x	20	x	6	11	x	22	x	7	14	x	22	x	7
6	x	22	x	7	11	x	25	x	7	14	x	24	x	4
6	x	22	x	8	11	x	30	x	5	14	x	24	x	5
7	x	16	x	7	11	x	30	x	7	14	x	24	x	7
7	x	18	x	8	12	x	18	x	5	14	x	24	x	8
7	x	22	x	10	12	x	19	x	5	14	x	25	x	7
8	x	16	x	6	12	x	20	x	4	14	x	26	x	6
8	x	16	x	7	12	x	20	x	5	14	x	26	x	7
8	x	18	x	5	12	x	22	x	5	14	x	27	x	7
8	x	18	x	7	12	x	22	x	6	14	x	28	x	7
8	x	19	x	7	12	x	22	x	7	14	x	28	x	8
8	x	20	x	5	12	x	22	x	8	14	x	30	x	7
8	x	20	x	7	12	x	22	x	9	14	x	30	x	8
8	x	21	x	6	12	x	23	x	8	14	x	30	x	10
8	x	22	x	6	12	x	24	x	6	14	x	30	x	13
8	x	22	x	7	12	x	24	x	7	14	x	32	x	7
8	x	25	x	8	12	x	24	x	8	14	x	35	x	7
9	x	18	x	8	12	x	25	x	5	14	x	36	x	7
9	x	19	x	5	12	x	25	x	7	15	x	22	x	5
9	x	20	x	7	12	x	25	x	8	15	x	24	x	5
9	x	22	x	7	12	x	26	x	7	15	x	24	x	7
9	x	24	x	7	12	x	26	x	8	15	x	25	x	5
10	x	18	x	4	12	x	28	x	7	15	x	25	x	6
10	x	18	x	6	12	x	28	x	8	15	x	25	x	7
10	x	19	x	7	12	x	30	x	7	15	x	26	x	6
10	x	20	x	5	12	x	30	x	9	15	x	26	x	7
10	x	20	x	6	12	x	32	x	7	15	x	27	x	7
10	x	20	x	7	12	x	34	x	7	15	x	28	x	6
10	x	22	x	4	12	x	42	x	8	15	x	28	x	7

HŘÍDELOVÁ TĚSNĚNÍ

Hřídelová těsnění - GUFERA

dle DIN 3760

- metrické rozměry



Typ WAS - dvouobřítá NBR

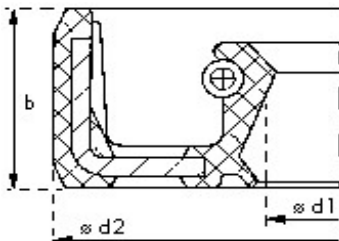
d ₁ (mm)		d ₂ (mm)		b (mm)		d ₁ (mm)		d ₂ (mm)		b (mm)		d ₁ (mm)		d ₂ (mm)		b (mm)
15	x	30	x	5		16	x	35	x	9		18	x	28	x	7
15	x	30	x	7		16	x	35	x	10		18	x	28	x	8
15	x	30	x	8		16	x	40	x	7		18	x	29	x	7
15	x	30	x	10		16	x	40	x	10		18	x	30	x	6
15	x	30	x	12		16	x	42	x	7		18	x	30	x	7
15	x	32	x	5		16	x	48	x	7		18	x	30	x	8
15	x	32	x	7		17	x	23	x	3		18	x	31	x	7
15	x	32	x	8		17	x	27	x	5		18	x	32	x	6
15	x	32	x	9		17	x	27	x	8		18	x	32	x	7
15	x	33	x	10		17	x	27	x	10		18	x	32	x	8
15	x	35	x	6		17	x	28	x	6		18	x	32	x	10
15	x	35	x	7		17	x	28	x	7		18	x	34	x	7
15	x	35	x	8		17	x	28	x	8		18	x	35	x	6
15	x	35	x	10		17	x	29	x	5		18	x	35	x	7
15	x	36	x	7		17	x	29	x	7		18	x	35	x	8
15	x	37	x	6		17	x	30	x	5		18	x	35	x	10
15	x	37	x	7		17	x	30	x	6		18	x	37	x	8
15	x	40	x	8		17	x	30	x	7		18	x	38	x	7
15	x	40	x	10		17	x	30	x	8		18	x	38	x	10
15	x	42	x	7		17	x	30	x	10		18	x	40	x	7
15	x	42	x	8		17	x	31	x	7		18	x	40	x	10
15	x	42	x	10		17	x	32	x	5		18	x	42	x	7
15	x	48	x	8		17	x	32	x	6		19	x	27	x	5
16	x	22	x	4		17	x	32	x	7		19	x	30	x	7
16	x	22	x	7		17	x	32	x	8		19	x	30	x	8
16	x	24	x	4		17	x	33	x	8		19	x	30	x	9
16	x	24	x	7		17	x	34	x	7		19	x	31	x	8
16	x	26	x	6		17	x	35	x	7		19	x	32	x	5
16	x	26	x	7		17	x	35	x	8		19	x	32	x	7
16	x	26	x	8		17	x	35	x	9		19	x	32	x	8
16	x	28	x	7		17	x	35	x	10		19	x	35	x	7
16	x	28	x	8		17	x	37	x	5		19	x	35	x	8
16	x	30	x	6		17	x	37	x	7		19	x	38	x	7
16	x	30	x	7		17	x	38	x	7		19	x	38	x	10
16	x	30	x	8		17	x	40	x	7		19	x	40	x	10
16	x	32	x	7		17	x	40	x	8		19	x	47	x	7
16	x	34	x	10		17	x	47	x	8		19	x	47	x	8
16	x	35	x	7		17	x	47	x	10		19	x	47	x	10

HŘÍDELOVÁ TĚSNĚNÍ

Hřídelová těsnění - GUFERA

dle DIN 3760

- metrické rozměry



Typ WAS - dvouobřítá NBR

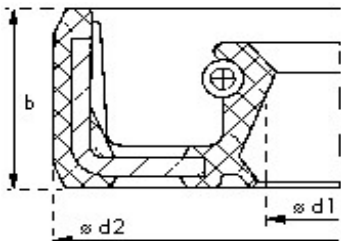
d ₁ (mm)		d ₂ (mm)		b (mm)	d ₁ (mm)		d ₂ (mm)		b (mm)	d ₁ (mm)		d ₂ (mm)		b (mm)
20	x	26	x	5	20	x	42	x	6	22	x	37	x	7
20	x	28	x	4	20	x	42	x	7	22	x	38	x	6
20	x	28	x	6	20	x	42	x	8	22	x	38	x	7
20	x	28	x	7	20	x	42	x	10	22	x	38	x	8
20	x	30	x	5	20	x	42	x	12	22	x	39	x	6
20	x	30	x	6	20	x	45	x	7	22	x	40	x	5
20	x	30	x	7	20	x	45	x	8	22	x	40	x	7
20	x	30	x	8	20	x	46	x	8	22	x	40	x	8
20	x	31	x	7	20	x	47	x	5	22	x	40	x	10
20	x	32	x	5	20	x	47	x	7	22	x	40	x	11
20	x	32	x	6	20	x	47	x	8	22	x	40	x	16
20	x	32	x	7	20	x	47	x	9	22	x	42	x	7
20	x	32	x	8	20	x	47	x	10	22	x	42	x	8
20	x	32	x	12	20	x	47	x	12	22	x	42	x	10
20	x	34	x	7	20	x	52	x	7	22	x	42	x	11
20	x	34	x	8	20	x	52	x	8	22	x	42	x	12
20	x	35	x	5	20	x	52	x	9	22	x	45	x	7
20	x	35	x	6	20	x	52	x	10	22	x	45	x	8
20	x	35	x	7	20	x	52	x	10	22	x	45	x	11
20	x	35	x	8	20	x	54	x	7	22	x	45	x	11
20	x	35	x	10	20	x	62	x	10	22	x	47	x	7
20	x	35	x	12	21	x	31	x	5	22	x	47	x	10
20	x	35	x	13	21	x	32	x	8	22	x	48	x	7
20	x	36	x	7	21	x	35	x	7	22	x	48	x	11
20	x	37	x	7	21	x	35	x	13	22	x	52	x	10
20	x	37	x	8	21	x	40	x	7	22	x	62	x	12
20	x	37	x	10	22	x	30	x	7	23	x	32	x	5
20	x	38	x	3	22	x	30	x	8	23	x	35	x	6
20	x	38	x	5	22	x	32	x	7	23	x	35	x	7
20	x	38	x	7	22	x	32	x	8	23	x	38	x	7
20	x	38	x	8	22	x	32	x	8	23	x	38	x	7
20	x	38	x	10	22	x	34	x	5	23	x	40	x	6
20	x	40	x	6	22	x	34	x	7	23	x	40	x	7
20	x	40	x	7	22	x	35	x	5	23	x	40	x	8
20	x	40	x	8	22	x	35	x	6	23	x	40	x	10
20	x	40	x	9	22	x	35	x	6	23	x	40	x	10
20	x	40	x	10	22	x	35	x	7	23	x	42	x	6
20	x	40	x	11	22	x	35	x	8	23	x	42	x	8
					22	x	35	x	10	23	x	42	x	10
					22	x	36	x	8	23	x	42	x	11
					22	x	36	x	10	23	x	45	x	11

HŘÍDELOVÁ TĚSNĚNÍ

Hřídelová těsnění - GUFERA

dle DIN 3760

- metrické rozměry



Typ WAS - dvouobřítá NBR

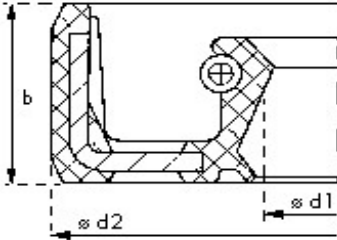
d ₁ (mm)		d ₂ (mm)		b (mm)		d ₁ (mm)		d ₂ (mm)		b (mm)		d ₁ (mm)		d ₂ (mm)		b (mm)
23	x	47	x	7		25	x	35	x	5		25	x	45	x	11
23	x	47	x	10		25	x	35	x	6		25	x	45	x	18
23	x	48	x	10		25	x	35	x	7		25	x	46	x	7
23	x	52	x	11		25	x	35	x	8		25	x	46	x	15
23	x	55	x	7		25	x	36	x	6		25	x	47	x	6
24	x	35	x	5		25	x	36	x	7		25	x	47	x	7
24	x	35	x	6		25	x	36	x	8		25	x	47	x	8
24	x	35	x	7		25	x	36	x	9		25	x	47	x	10
24	x	35	x	8		25	x	37	x	6		25	x	48	x	7
24	x	36	x	7		25	x	37	x	7		25	x	48	x	8
24	x	37	x	5		25	x	37	x	8		25	x	48	x	10
24	x	37	x	7		25	x	38	x	5		25	x	50	x	8
24	x	38	x	7		25	x	38	x	6		25	x	50	x	10
24	x	38	x	8		25	x	38	x	7		25	x	52	x	7
24	x	38	x	10		25	x	38	x	8		25	x	52	x	8
24	x	40	x	7		25	x	38	x	10		25	x	52	x	10
24	x	40	x	8		25	x	39	x	7		25	x	52	x	12
24	x	40	x	10		25	x	40	x	5		25	x	52	x	15
24	x	41	x	10		25	x	40	x	6		25	x	55	x	9
24	x	42	x	7		25	x	40	x	7		25	x	55	x	10
24	x	42	x	8		25	x	40	x	8		25	x	55	x	11
24	x	42	x	10		25	x	40	x	9		25	x	58	x	10
24	x	43	x	6		25	x	40	x	10		25	x	62	x	7
24	x	45	x	7		25	x	41	x	6		25	x	62	x	8
24	x	45	x	8		25	x	41	x	7		25	x	62	x	10
24	x	46	x	10		25	x	41	x	8		25	x	65	x	12
24	x	47	x	7		25	x	42	x	6		25	x	65	x	14
24	x	47	x	8		25	x	42	x	7		25	x	70	x	12
24	x	47	x	10		25	x	42	x	8		26	x	35	x	6
24	x	49	x	12		25	x	42	x	10		26	x	36	x	7
24	x	50	x	10		25	x	43	x	8		26	x	36	x	10
24	x	51	x	7		25	x	43	x	9		26	x	37	x	7
24	x	52	x	7		25	x	43	x	10		26	x	37	x	10
24	x	52	x	10		25	x	44	x	7		26	x	38	x	5
24	x	52	x	11		25	x	45	x	7		26	x	38	x	7
24	x	54	x	14		25	x	45	x	8		26	x	38	x	8
25	x	32	x	6		25	x	45	x	9		26	x	40	x	5
25	x	32	x	7		25	x	45	x	10		26	x	40	x	6

HŘÍDELOVÁ TĚSNĚNÍ

Hřídelová těsnění - GUFERA

dle DIN 3760

- metrické rozměry



Typ WAS - dvouobřítá NBR

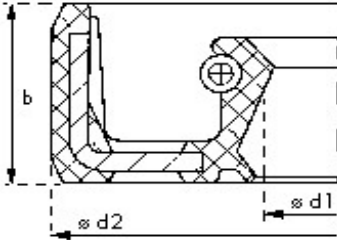
d ₁ (mm)		d ₂ (mm)		b (mm)	d ₁ (mm)		d ₂ (mm)		b (mm)	d ₁ (mm)		d ₂ (mm)		b (mm)
26	x	40	x	7	28	x	35	x	5	29	x	45	x	8
26	x	40	x	9	28	x	35	x	7	29	x	45	x	9
26	x	42	x	7	28	x	37	x	5	29	x	45	x	12
26	x	42	x	8	28	x	37	x	6	29	x	52	x	7
26	x	42	x	10	28	x	38	x	7	30	x	38	x	7
26	x	43	x	8	28	x	38	x	8	30	x	40	x	5
26	x	45	x	6	28	x	38	x	10	30	x	40	x	7
26	x	45	x	9	28	x	40	x	5	30	x	40	x	8
26	x	46	x	8	28	x	40	x	7	30	x	41	x	7
26	x	47	x	7	28	x	40	x	8	30	x	42	x	5
26	x	47	x	9	28	x	40	x	10	30	x	42	x	6
26	x	47	x	10	28	x	42	x	6	30	x	42	x	7
26	x	48	x	7	28	x	42	x	7	30	x	42	x	8
26	x	52	x	7	28	x	42	x	8	30	x	42	x	10
26	x	52	x	8	28	x	42	x	11	30	x	42	x	12
26	x	52	x	9	28	x	43	x	8	30	x	43	x	8
26	x	52	x	10	28	x	43	x	10	30	x	43	x	10
26	x	62	x	9	28	x	44	x	7	30	x	44	x	7
26	x	72	x	10	28	x	45	x	5	30	x	44	x	9
27	x	36	x	6	28	x	45	x	6	30	x	45	x	5
27	x	37	x	7	28	x	45	x	7	30	x	45	x	7
27	x	38	x	7	28	x	45	x	8	30	x	45	x	8
27	x	40	x	6	28	x	45	x	10	30	x	45	x	9
27	x	40	x	7	28	x	47	x	7	30	x	45	x	10
27	x	40	x	8	28	x	47	x	8	30	x	45	x	11
27	x	42	x	10	28	x	47	x	10	30	x	46	x	5
27	x	43	x	8	28	x	48	x	8	30	x	46	x	7
27	x	43	x	9	28	x	48	x	11	30	x	46	x	8
27	x	45	x	8	28	x	50	x	6	30	x	47	x	5
27	x	45	x	9	28	x	50	x	10	30	x	47	x	6
27	x	47	x	7	28	x	50	x	11	30	x	47	x	7
27	x	47	x	8	28	x	52	x	6	30	x	47	x	8
27	x	47	x	11	28	x	52	x	7	30	x	47	x	10
27	x	50	x	10	28	x	52	x	10	30	x	48	x	7
27	x	51	x	10	28	x	55	x	8	30	x	48	x	8
27	x	55	x	8	28	x	62	x	10	30	x	48	x	10
27	x	75	x	12	29	x	40	x	7	30	x	49	x	7
28	x	35	x	5	29	x	40	x	8	30	x	50	x	7

HŘÍDELOVÁ TĚSNĚNÍ

Hřídelová těsnění - GUFERA

dle DIN 3760

- metrické rozměry



Typ WAS - dvouobřítá NBR

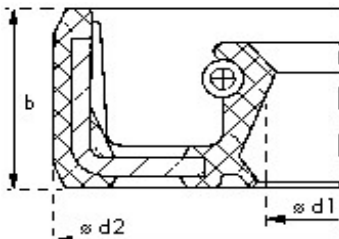
d ₁ (mm)		d ₂ (mm)		b (mm)		d ₁ (mm)		d ₂ (mm)		b (mm)		d ₁ (mm)		d ₂ (mm)		b (mm)
30	X	50	X	8		30	X	77	X	9		32	X	48	X	11
30	X	50	X	10		30	X	77	X	10		32	X	50	X	8
30	X	50	X	11		30	X	80	X	10		32	X	50	X	10
30	X	50	X	15		31	X	43	X	8		32	X	51	X	8
30	X	51	X	8		31	X	44	X	7		32	X	51	X	12
30	X	52	X	5		31	X	45	X	9		32	X	52	X	7
30	X	52	X	7		31	X	46	X	6		32	X	52	X	8
30	X	52	X	8		31	X	47	X	8		32	X	52	X	10
30	X	52	X	10		31	X	48	X	7		32	X	52	X	11
30	X	52	X	11		31	X	48	X	10		32	X	54	X	10
30	X	52	X	12		31	X	49	X	7		32	X	55	X	8
30	X	54	X	8		31	X	51	X	7		32	X	55	X	10
30	X	54	X	9		31	X	52	X	6		32	X	55	X	11
30	X	54	X	12		32	X	40	X	7		32	X	56	X	10
30	X	55	X	6		32	X	42	X	6		32	X	56	X	11
30	X	55	X	7		32	X	42	X	7		32	X	58	X	10
30	X	55	X	8		32	X	42	X	8		32	X	60	X	10
30	X	55	X	10		32	X	43	X	7		32	X	62	X	7
30	X	55	X	11		32	X	44	X	7		32	X	62	X	10
30	X	55	X	12		32	X	44	X	8		32	X	65	X	9
30	X	56	X	6		32	X	44	X	9		32	X	65	X	12
30	X	56	X	8		32	X	44	X	10		32	X	65	X	13
30	X	56	X	10		32	X	44	X	12		32	X	72	X	8
30	X	60	X	8		32	X	45	X	5		32	X	72	X	10
30	X	60	X	10		32	X	45	X	7		32	X	72	X	12
30	X	60	X	12		32	X	45	X	8		32	X	78	X	10
30	X	62	X	7		32	X	45	X	10		33	X	44	X	8
30	X	62	X	8		32	X	45	X	12		33	X	45	X	10
30	X	62	X	9		32	X	46	X	7		33	X	50	X	6
30	X	62	X	10		32	X	46	X	8		33	X	50	X	7
30	X	62	X	12		32	X	47	X	7		33	X	50	X	10
30	X	65	X	10		32	X	47	X	8		33	X	50	X	11
30	X	66	X	12		32	X	47	X	9		33	X	50	X	12
30	X	70	X	10		32	X	47	X	10		33	X	52	X	8
30	X	72	X	8		32	X	47	X	12		33	X	59	X	12
30	X	72	X	10		32	X	48	X	7		34	X	45	X	7
30	X	75	X	9		32	X	48	X	8		34	X	45	X	9
30	X	75	X	10		32	X	48	X	10		34	X	45	X	11

HŘÍDELOVÁ TĚSNĚNÍ

Hřídelová těsnění - GUFERA

dle DIN 3760

- metrické rozměry



Typ WAS - dvouobřítá NBR

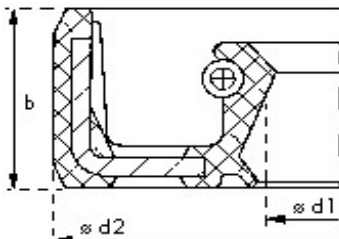
d ₁ (mm)		d ₂ (mm)		b (mm)	d ₁ (mm)		d ₂ (mm)		b (mm)	d ₁ (mm)		d ₂ (mm)		b (mm)
34	X	46	X	8	35	X	51	X	12	35	X	68	X	12
34	X	47	X	7	35	X	51	X	14	35	X	70	X	10
34	X	48	X	7	35	X	52	X	6	35	X	72	X	7
34	X	48	X	8	35	X	52	X	7	35	X	72	X	8
34	X	48	X	11	35	X	52	X	8	35	X	72	X	10
34	X	50	X	7	35	X	52	X	9	35	X	72	X	12
34	X	50	X	11	35	X	52	X	10	35	X	76	X	9
34	X	50	X	12	35	X	52	X	11	35	X	78	X	8
34	X	52	X	7	35	X	52	X	12	35	X	80	X	8
34	X	52	X	10	35	X	54	X	8	35	X	80	X	10
34	X	52	X	11	35	X	54	X	10	35	X	80	X	12
34	X	54	X	10	35	X	55	X	8	35	X	80	X	13
34	X	54	X	11	35	X	55	X	9	36	X	47	X	7
34	X	55	X	9	35	X	55	X	10	36	X	48	X	10
34	X	72	X	10	35	X	55	X	11	36	X	50	X	6
35	X	42	X	8	35	X	55	X	12	36	X	50	X	7
35	X	45	X	7	35	X	56	X	9	36	X	50	X	8
35	X	45	X	8	35	X	56	X	10	36	X	50	X	9
35	X	45	X	12	35	X	56	X	12	36	X	51	X	8
35	X	46	X	7	35	X	57	X	8	36	X	52	X	7
35	X	46	X	8	35	X	58	X	7	36	X	52	X	9
35	X	47	X	6	35	X	58	X	8	36	X	52	X	10
35	X	47	X	7	35	X	58	X	10	36	X	53	X	9
35	X	47	X	8	35	X	58	X	12	36	X	54	X	7
35	X	47	X	9	35	X	60	X	10	36	X	54	X	10
35	X	47	X	10	35	X	60	X	12	36	X	54	X	11
35	X	48	X	7	35	X	60	X	15	36	X	56	X	7
35	X	48	X	8	35	X	62	X	6	36	X	56	X	9
35	X	48	X	9	35	X	62	X	7	36	X	58	X	10
35	X	48	X	10	35	X	62	X	8	36	X	58	X	12
35	X	48	X	12	35	X	62	X	10	36	X	58	X	15
35	X	48	X	15	35	X	62	X	12	36	X	60	X	10
35	X	50	X	7	35	X	64	X	9	36	X	62	X	7
35	X	50	X	8	35	X	64	X	12	36	X	68	X	10
35	X	50	X	10	35	X	64	X	13	37	X	48	X	6
35	X	50	X	11	35	X	65	X	10	37	X	50	X	7
35	X	50	X	12	35	X	65	X	12	37	X	52	X	10
35	X	51	X	9	35	X	68	X	10	37	X	52	X	12

HŘÍDELOVÁ TĚSNĚNÍ

Hřídelová těsnění - GUFERA

dle DIN 3760

- metrické rozměry



Typ WAS - dvouobřítá NBR

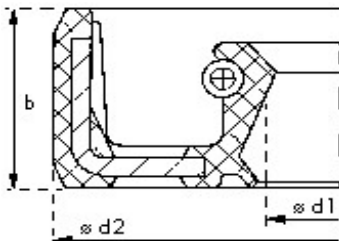
d ₁ (mm)		d ₂ (mm)		b (mm)		d ₁ (mm)		d ₂ (mm)		b (mm)		d ₁ (mm)		d ₂ (mm)		b (mm)
37	x	53	x	7		38	x	62	x	10		40	x	58	x	10
37	x	55	x	8		38	x	62	x	11		40	x	60	x	7
37	x	60	x	10		38	x	62	x	12		40	x	60	x	8
37	x	62	x	7		38	x	63	x	9		40	x	60	x	9
37	x	72	x	7		38	x	65	x	10		40	x	60	x	10
38	x	47	x	10		38	x	68	x	10		40	x	60	x	12
38	x	48	x	6		38	x	72	x	8		40	x	62	x	7
38	x	48	x	10		38	x	72	x	10		40	x	62	x	8
38	x	50	x	7		38	x	74	x	10		40	x	62	x	9
38	x	50	x	8		38	x	74	x	11		40	x	62	x	10
38	x	50	x	10		38	x	75	x	10		40	x	62	x	11
38	x	50	x	11		39	x	52	x	10		40	x	62	x	12
38	x	50	x	12		39	x	60	x	8		40	x	62	x	14
38	x	52	x	6		39	x	64	x	9		40	x	63	x	7
38	x	52	x	7		40	x	50	x	5		40	x	64	x	10
38	x	52	x	8		40	x	50	x	7		40	x	64	x	12
38	x	52	x	9		40	x	50	x	8		40	x	65	x	8
38	x	52	x	10		40	x	51	x	6		40	x	65	x	9
38	x	53	x	7		40	x	51	x	10		40	x	65	x	10
38	x	53	x	10		40	x	52	x	5		40	x	65	x	12
38	x	54	x	10		40	x	52	x	6		40	x	65	x	13
38	x	55	x	7		40	x	52	x	7		40	x	65	x	14
38	x	55	x	8		40	x	52	x	8		40	x	67	x	8
38	x	55	x	9		40	x	52	x	9		40	x	68	x	7
38	x	55	x	10		40	x	52	x	10		40	x	68	x	10
38	x	56	x	9		40	x	53	x	7		40	x	68	x	11
38	x	56	x	10		40	x	54	x	7		40	x	68	x	12
38	x	57	x	7		40	x	55	x	7		40	x	69	x	9
38	x	58	x	7		40	x	55	x	8		40	x	70	x	8
38	x	58	x	8		40	x	55	x	9		40	x	70	x	10
38	x	58	x	10		40	x	55	x	10		40	x	72	x	7
38	x	58	x	11		40	x	55	x	12		40	x	72	x	8
38	x	59	x	8		40	x	56	x	7		40	x	72	x	10
38	x	60	x	8		40	x	56	x	8		40	x	72	x	12
38	x	60	x	10		40	x	56	x	10		40	x	75	x	10
38	x	62	x	7		40	x	57	x	10		40	x	75	x	12
38	x	62	x	8		40	x	58	x	8		40	x	80	x	7
38	x	62	x	9		40	x	58	x	9		40	x	80	x	8

HŘÍDELOVÁ TĚSNĚNÍ

Hřídelová těsnění - GUFERA

dle DIN 3760

- metrické rozměry



Typ WAS - dvouobřítá NBR

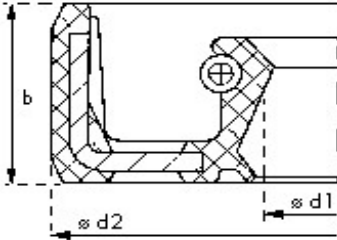
d ₁ (mm)		d ₂ (mm)		b (mm)	d ₁ (mm)		d ₂ (mm)		b (mm)	d ₁ (mm)		d ₂ (mm)		b (mm)
40	X	80	X	10	42	X	62	X	7	44	X	60	X	9
40	X	80	X	12	42	X	62	X	8	44	X	60	X	10
40	X	80	X	13	42	X	62	X	9	44	X	60	X	12
40	X	85	X	10	42	X	62	X	10	44	X	61	X	8
40	X	90	X	8	42	X	62	X	11	44	X	61	X	10
40	X	90	X	9	42	X	65	X	8	44	X	62	X	8
40	X	90	X	10	42	X	65	X	9	44	X	62	X	9
40	X	90	X	12	42	X	65	X	10	44	X	62	X	10
40	X	110	X	10	42	X	65	X	12	44	X	64	X	9
41	X	52	X	7	42	X	65	X	13	44	X	65	X	8
41	X	53	X	7	42	X	67	X	10	44	X	65	X	11
41	X	53	X	8	42	X	68	X	10	44	X	69	X	11
41	X	55	X	7	42	X	68	X	12	44	X	70	X	12
41	X	55	X	9	42	X	70	X	8	45	X	55	X	7
41	X	56	X	7	42	X	70	X	10	45	X	56	X	7
41	X	56	X	8	42	X	70	X	12	45	X	56	X	10
41	X	56	X	10	42	X	72	X	6	45	X	57	X	7
42	X	52	X	4	42	X	72	X	8	45	X	57	X	10
42	X	52	X	8	42	X	72	X	9	45	X	58	X	7
42	X	53	X	7	42	X	72	X	10	45	X	58	X	12
42	X	54	X	5	42	X	75	X	10	45	X	59	X	10
42	X	55	X	5	42	X	75	X	12	45	X	60	X	5
42	X	55	X	6	42	X	76	X	12	45	X	60	X	7
42	X	55	X	7	43	X	54	X	7	45	X	60	X	8
42	X	55	X	8	43	X	54	X	9	45	X	60	X	9
42	X	55	X	9	43	X	55	X	8	45	X	60	X	10
42	X	55	X	10	43	X	55	X	9	45	X	60	X	12
42	X	55	X	12	43	X	58	X	7	45	X	61	X	9
42	X	56	X	7	43	X	59	X	8	45	X	62	X	7
42	X	56	X	10	43	X	62	X	8	45	X	62	X	8
42	X	57	X	14	43	X	62	X	12	45	X	62	X	9
42	X	58	X	7	43	X	66	X	10	45	X	62	X	10
42	X	58	X	8	43	X	68	X	12	45	X	62	X	11
42	X	58	X	10	43	X	70	X	10	45	X	62	X	12
42	X	60	X	7	43	X	73	X	10	45	X	64	X	8
42	X	60	X	8	44	X	54	X	7	45	X	65	X	5
42	X	60	X	9	44	X	58	X	9	45	X	65	X	8
42	X	60	X	10	44	X	60	X	7	45	X	65	X	10

HŘÍDELOVÁ TĚSNĚNÍ

Hřídelová těsnění - GUFERA

dle DIN 3760

- metrické rozměry



Typ WAS - dvouobřítá NBR

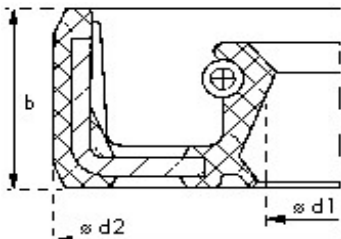
d ₁ (mm)		d ₂ (mm)		b (mm)	d ₁ (mm)		d ₂ (mm)		b (mm)	d ₁ (mm)		d ₂ (mm)		b (mm)
45	X	65	X	12	46	X	65	X	7	48	X	68	X	14
45	X	68	X	8	46	X	65	X	9	48	X	69	X	10
45	X	68	X	9	46	X	68	X	8	48	X	70	X	9
45	X	68	X	10	46	X	68	X	12	48	X	70	X	10
45	X	68	X	12	46	X	70	X	8	48	X	70	X	11
45	X	68	X	14	46	X	70	X	10	48	X	70	X	12
45	X	70	X	5	46	X	70	X	14	48	X	72	X	7
45	X	70	X	10	46	X	73	X	10	48	X	72	X	8
45	X	70	X	12	47	X	58	X	7	48	X	72	X	10
45	X	72	X	8	47	X	64	X	8	48	X	72	X	12
45	X	72	X	10	47	X	67	X	10	48	X	74	X	10
45	X	72	X	12	47	X	70	X	8	48	X	75	X	12
45	X	72	X	13	47	X	70	X	10	48	X	76	X	11
45	X	74	X	12	47	X	70	X	11	48	X	79	X	9
45	X	75	X	6	47	X	70	X	12	48	X	80	X	8
45	X	75	X	7	47	X	80	X	12	48	X	80	X	10
45	X	75	X	8	48	X	60	X	7	48	X	80	X	12
45	X	75	X	10	48	X	60	X	9	48	X	82	X	12
45	X	75	X	12	48	X	60	X	10	48	X	90	X	13
45	X	75	X	15	48	X	62	X	6	49	X	68	X	9
45	X	78	X	8	48	X	62	X	7	49	X	72	X	10
45	X	78	X	12	48	X	62	X	8	49	X	92	X	10
45	X	80	X	10	48	X	62	X	9	50	X	60	X	8
45	X	80	X	12	48	X	62	X	10	50	X	62	X	7
45	X	80	X	13	48	X	62	X	11	50	X	62	X	8
45	X	85	X	8	48	X	62	X	12	50	X	64	X	8
45	X	85	X	10	48	X	65	X	7	50	X	64	X	10
45	X	90	X	10	48	X	65	X	8	50	X	65	X	6
45	X	100	X	8	48	X	65	X	9	50	X	65	X	8
45	X	100	X	10	48	X	65	X	10	50	X	65	X	9
45	X	120	X	12	48	X	65	X	12	50	X	65	X	10
46	X	59	X	12	48	X	65	X	15	50	X	67	X	7
46	X	60	X	7	48	X	66	X	12	50	X	67	X	9
46	X	60	X	8	48	X	67	X	10	50	X	67	X	11
46	X	62	X	8	48	X	68	X	8	50	X	68	X	7
46	X	64	X	8	48	X	68	X	10	50	X	68	X	8
46	X	64	X	9	48	X	68	X	11	50	X	68	X	9
46	X	64	X	14	48	X	68	X	12	50	X	68	X	10

HŘÍDELOVÁ TĚSNĚNÍ

Hřídelová těsnění - GUFERA

dle DIN 3760

- metrické rozměry



Typ WAS - dvouobřítá NBR

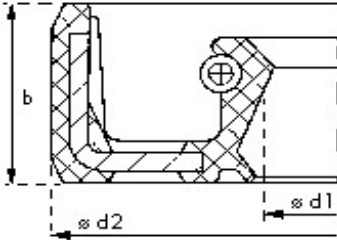
d ₁ (mm)		d ₂ (mm)		b (mm)		d ₁ (mm)		d ₂ (mm)		b (mm)		d ₁ (mm)		d ₂ (mm)		b (mm)
50	x	70	x	6		52	x	65	x	10		54	x	85	x	10
50	x	70	x	8		52	x	68	x	8		55	x	65	x	8
50	x	70	x	9		52	x	68	x	10		55	x	67	x	12
50	x	70	x	10		52	x	68	x	13		55	x	68	x	8
50	x	70	x	11		52	x	69	x	10		55	x	70	x	6
50	x	70	x	12		52	x	70	x	7		55	x	70	x	8
50	x	70	x	14		52	x	70	x	8		55	x	70	x	9
50	x	72	x	7		52	x	70	x	9		55	x	70	x	10
50	x	72	x	8		52	x	70	x	10		55	x	72	x	7
50	x	72	x	9		52	x	72	x	8		55	x	72	x	8
50	x	72	x	10		52	x	72	x	9		55	x	72	x	9
50	x	72	x	12		52	x	72	x	10		55	x	72	x	10
50	x	73	x	8		52	x	72	x	12		55	x	72	x	12
50	x	73	x	10		52	x	75	x	9		55	x	73	x	6
50	x	75	x	6		52	x	75	x	10		55	x	74	x	10
50	x	75	x	10		52	x	75	x	12		55	x	75	x	8
50	x	75	x	12		52	x	75	x	15		55	x	75	x	9
50	x	76	x	12		52	x	78	x	12		55	x	75	x	10
50	x	78	x	12		52	x	80	x	8		55	x	75	x	12
50	x	80	x	8		52	x	85	x	10		55	x	76	x	8
50	x	80	x	10		52	x	100	x	10		55	x	76	x	12
50	x	80	x	12		53	x	65	x	10		55	x	77	x	10
50	x	80	x	13		53	x	72	x	10		55	x	78	x	8
50	x	82	x	12		54	x	65	x	13		55	x	78	x	9
50	x	85	x	8		54	x	66	x	7		55	x	78	x	10
50	x	85	x	10		54	x	68	x	10		55	x	78	x	12
50	x	85	x	12		54	x	68	x	12		55	x	80	x	8
50	x	90	x	8		54	x	70	x	9		55	x	80	x	10
50	x	90	x	10		54	x	70	x	10		55	x	80	x	12
50	x	90	x	12		54	x	72	x	8		55	x	80	x	13
50	x	110	x	10		54	x	72	x	9		55	x	82	x	10
50	x	125	x	10		54	x	72	x	10		55	x	82	x	12
51	x	64	x	7		54	x	74	x	10		55	x	84	x	14
51	x	65	x	13		54	x	76	x	8		55	x	85	x	8
51	x	70	x	10		54	x	76	x	13		55	x	85	x	10
52	x	63	x	6		54	x	80	x	13		55	x	85	x	12
52	x	63	x	8		54	x	81	x	10		55	x	88	x	10
52	x	65	x	9		54	x	82	x	10		55	x	88	x	12

HŘÍDELOVÁ TĚSNĚNÍ

Hřídelová těsnění - GUFERA

dle DIN 3760

- metrické rozměry



Typ WAS - dvouobřítá NBR

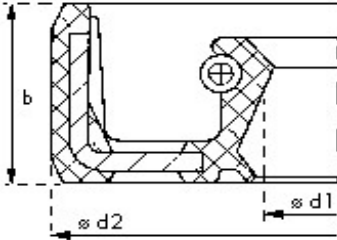
d ₁ (mm)		d ₂ (mm)		b (mm)	d ₁ (mm)		d ₂ (mm)		b (mm)	d ₁ (mm)		d ₂ (mm)		b (mm)
55	x	90	x	8	58	x	80	x	12	60	x	90	x	16
55	x	90	x	10	58	x	80	x	13	60	x	91	x	16
55	x	90	x	12	58	x	82	x	12	60	x	95	x	8
55	x	100	x	10	58	x	85	x	10	60	x	95	x	10
55	x	100	x	12	58	x	90	x	8	60	x	95	x	12
56	x	65	x	12	58	x	90	x	10	60	x	95	x	13
56	x	70	x	8	58	x	90	x	11	60	x	100	x	10
56	x	70	x	9	60	x	70	x	7	60	x	100	x	13
56	x	72	x	7	60	x	72	x	8	60	x	104	x	12
56	x	72	x	9	60	x	72	x	12	60	x	110	x	7
56	x	74	x	10	60	x	75	x	8	60	x	110	x	8
56	x	80	x	8	60	x	75	x	9	60	x	110	x	10
56	x	80	x	12	60	x	75	x	10	60	x	110	x	12
56	x	85	x	8	60	x	75	x	12	60	x	110	x	13
56	x	85	x	13	60	x	77	x	12	61	x	85	x	10
56	x	86	x	13	60	x	78	x	9	62	x	72	x	9
56	x	90	x	13	60	x	78	x	10	62	x	72	x	10
56	x	100	x	10	60	x	78	x	12	62	x	80	x	9
56	x	100	x	12	60	x	80	x	7	62	x	80	x	10
57	x	67	x	7	60	x	80	x	8	62	x	80	x	12
57	x	73	x	7	60	x	80	x	9	62	x	80	x	10
57	x	80	x	12	60	x	80	x	10	62	x	81	x	6
57	x	85	x	12	60	x	80	x	12	62	x	82	x	10
57	x	85	x	13	60	x	80	x	13	62	x	82	x	12
57	x	86	x	13	60	x	82	x	7	62	x	83	x	9
58	x	68	x	9	60	x	82	x	9	62	x	85	x	8
58	x	72	x	8	60	x	82	x	10	62	x	85	x	10
58	x	72	x	9	60	x	82	x	12	62	x	85	x	12
58	x	72	x	10	60	x	82	x	12	62	x	85	x	13
58	x	72	x	12	60	x	85	x	8	62	x	90	x	10
58	x	74	x	10	60	x	85	x	10	62	x	90	x	12
58	x	75	x	9	60	x	85	x	12	62	x	92	x	12
58	x	75	x	12	60	x	85	x	13	62	x	95	x	13
58	x	75	x	13	60	x	88	x	12	62	x	95	x	10
58	x	76	x	13	60	x	88	x	14	62	x	101	x	15
58	x	80	x	8	60	x	90	x	8	62	x	110	x	10
58	x	80	x	9	60	x	90	x	10	62	x	120	x	12
58	x	80	x	10	60	x	90	x	11	63	x	75	x	9
					60	x	90	x	13	63	x	80	x	9
										63	x	85	x	8

HŘÍDELOVÁ TĚSNĚNÍ

Hřídelová těsnění - GUFERA

dle DIN 3760

- metrické rozměry



Typ WAS - dvouobřítá NBR

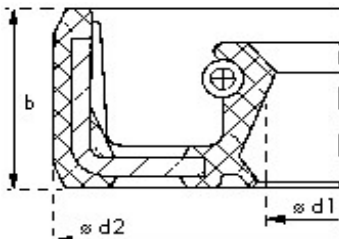
d ₁ (mm)		d ₂ (mm)		b (mm)		d ₁ (mm)		d ₂ (mm)		b (mm)		d ₁ (mm)		d ₂ (mm)		b (mm)
63	X	85	X	10		65	X	120	X	13		70	X	92	X	7
63	X	85	X	12		65	X	140	X	10		70	X	92	X	9
63	X	88	X	10		66	X	80	X	17		70	X	92	X	12
63	X	90	X	10		68	X	72	X	7		70	X	92	X	13
64	X	80	X	13		68	X	80	X	8		70	X	93	X	12
64	X	85	X	12		68	X	80	X	10		70	X	95	X	10
64	X	85	X	16		68	X	82	X	7		70	X	95	X	12
64	X	86	X	10		68	X	82	X	10		70	X	95	X	13
64	X	90	X	13		68	X	82	X	12		70	X	95	X	14
65	X	75	X	8		68	X	83	X	10		70	X	100	X	8
65	X	80	X	8		68	X	85	X	10		70	X	100	X	10
65	X	80	X	10		68	X	85	X	13		70	X	100	X	12
65	X	80	X	12		68	X	86	X	10		70	X	100	X	13
65	X	82	X	9		68	X	87	X	8		70	X	100	X	14
65	X	83	X	10		68	X	88	X	9		70	X	100	X	15
65	X	84	X	9		68	X	90	X	7		70	X	105	X	12
65	X	85	X	8		68	X	90	X	10		70	X	105	X	13
65	X	85	X	10		68	X	90	X	12		70	X	105	X	15
65	X	85	X	12		68	X	90	X	13		70	X	110	X	8
65	X	85	X	13		68	X	92	X	10		70	X	110	X	10
65	X	88	X	12		68	X	92	X	12		70	X	110	X	12
65	X	89	X	13		68	X	94	X	8		70	X	110	X	13
65	X	90	X	8		68	X	95	X	13		70	X	115	X	13
65	X	90	X	10		68	X	100	X	10		70	X	115	X	15
65	X	90	X	12		68	X	100	X	12		70	X	125	X	12
65	X	90	X	13		68	X	110	X	13		71	X	88	X	8
65	X	90	X	15		70	X	80	X	10		72	X	86	X	7
65	X	95	X	10		70	X	84	X	8		72	X	88	X	8
65	X	95	X	12		70	X	85	X	8		72	X	90	X	10
65	X	95	X	13		70	X	85	X	9		72	X	92	X	12
65	X	95	X	14		70	X	85	X	10		72	X	94	X	12
65	X	98	X	15		70	X	87	X	10		72	X	95	X	10
65	X	100	X	10		70	X	88	X	12		72	X	96	X	9
65	X	100	X	12		70	X	89	X	12		72	X	100	X	10
65	X	100	X	13		70	X	90	X	7		72	X	100	X	12
65	X	110	X	10		70	X	90	X	10		72	X	100	X	13
65	X	110	X	12		70	X	90	X	12		72	X	105	X	10
65	X	120	X	10		70	X	90	X	13		72	X	105	X	13

HŘÍDELOVÁ TĚSNĚNÍ

Hřídelová těsnění - GUFERA

dle DIN 3760

- metrické rozměry



Typ WAS - dvouobřítá NBR

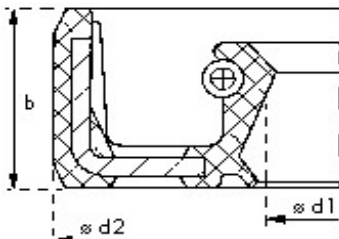
d ₁ (mm)		d ₂ (mm)		b (mm)	d ₁ (mm)		d ₂ (mm)		b (mm)	d ₁ (mm)		d ₂ (mm)		b (mm)
72	x	110	x	13	76	x	105	x	13	82	x	120	x	13
72	x	140	x	12	76	x	105	x	12	82	x	160	x	13
73	x	96	x	9	78	x	98	x	12	83	x	100	x	10
74	x	93	x	12	78	x	100	x	10	84	x	100	x	13
74	x	95	x	10	78	x	100	x	12	84	x	105	x	12
74	x	96	x	9	78	x	100	x	13	84	x	110	x	16
74	x	98	x	12	78	x	110	x	12	85	x	100	x	6
75	x	90	x	6	78	x	110	x	13	85	x	100	x	10
75	x	90	x	7	78	x	115	x	10	85	x	100	x	12
75	x	90	x	8	80	x	95	x	8	85	x	100	x	13
75	x	90	x	10	80	x	100	x	7	85	x	102	x	9
75	x	92	x	12	80	x	100	x	10	85	x	105	x	10
75	x	95	x	7	80	x	100	x	12	85	x	105	x	12
75	x	95	x	8	80	x	100	x	13	85	x	105	x	13
75	x	95	x	9	80	x	100	x	15	85	x	110	x	10
75	x	95	x	10	80	x	100	x	18	85	x	110	x	12
75	x	95	x	12	80	x	105	x	10	85	x	110	x	13
75	x	95	x	13	80	x	105	x	12	85	x	110	x	15
75	x	98	x	12	80	x	105	x	13	85	x	111	x	10
75	x	100	x	10	80	x	105	x	14	85	x	115	x	13
75	x	100	x	12	80	x	105	x	15	85	x	115	x	15
75	x	100	x	13	80	x	108	x	15	85	x	115	x	16
75	x	100	x	14	80	x	110	x	10	85	x	120	x	8
75	x	100	x	15	80	x	110	x	12	85	x	120	x	10
75	x	101	x	13	80	x	110	x	13	85	x	120	x	12
75	x	102	x	12	80	x	110	x	15	85	x	120	x	13
75	x	105	x	12	80	x	115	x	10	85	x	120	x	15
75	x	105	x	13	80	x	115	x	13	85	x	120	x	17
75	x	105	x	15	80	x	115	x	15	85	x	124	x	12
75	x	110	x	10	80	x	120	x	10	85	x	125	x	13
75	x	110	x	12	80	x	120	x	12	85	x	125	x	14
75	x	110	x	13	80	x	120	x	13	85	x	130	x	10
75	x	120	x	10	80	x	125	x	10	85	x	130	x	12
75	x	120	x	12	80	x	125	x	13	85	x	130	x	13
75	x	130	x	10	80	x	125	x	14	85	x	140	x	12
76	x	98	x	12	80	x	140	x	13	85	x	140	x	14
76	x	100	x	12	82	x	105	x	12	85	x	150	x	12
76	x	100	x	16	82	x	105	x	13	85	x	150	x	12

HŘÍDELOVÁ TĚSNĚNÍ

Hřídelová těsnění - GUFERA

dle DIN 3760

- metrické rozměry



Typ WAS - dvouobřítá NBR

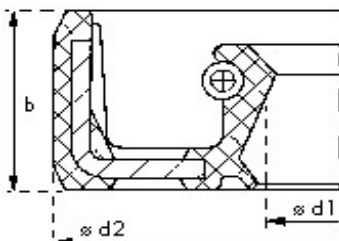
d ₁ (mm)		d ₂ (mm)		b (mm)	d ₁ (mm)		d ₂ (mm)		b (mm)	d ₁ (mm)		d ₂ (mm)		b (mm)
85	X	195	X	15	95	X	120	X	12	100	X	137	X	11
88	X	108	X	11	95	X	120	X	13	100	X	139	X	19
88	X	115	X	12	95	X	125	X	10	100	X	140	X	12
88	X	120	X	13	95	X	125	X	12	100	X	140	X	13
89	X	114	X	14	95	X	125	X	15	100	X	150	X	12
89	X	115	X	13	95	X	125	X	20	100	X	150	X	13
90	X	105	X	13	95	X	130	X	8	100	X	150	X	14
90	X	110	X	10	95	X	130	X	12	100	X	162	X	12
90	X	110	X	12	95	X	130	X	13	100	X	165	X	13
90	X	110	X	13	95	X	130	X	15	100	X	180	X	12
90	X	110	X	14	95	X	135	X	13	101	X	114	X	10
90	X	110	X	15	95	X	135	X	14	102	X	115	X	10
90	X	112	X	12	95	X	135	X	20	105	X	125	X	13
90	X	115	X	9	95	X	140	X	13	105	X	127	X	10
90	X	115	X	10	95	X	145	X	13	105	X	130	X	12
90	X	115	X	12	95	X	145	X	15	105	X	130	X	13
90	X	115	X	13	97	X	123	X	14	105	X	130	X	15
90	X	115	X	15	98	X	120	X	13	105	X	135	X	13
90	X	118	X	12	98	X	125	X	12	105	X	135	X	14
90	X	118	X	15	100	X	116	X	12	105	X	135	X	15
90	X	120	X	12	100	X	118	X	12	105	X	136	X	13
90	X	120	X	13	100	X	120	X	10	105	X	140	X	12
90	X	120	X	15	100	X	120	X	12	105	X	140	X	13
90	X	125	X	13	100	X	120	X	13	105	X	140	X	15
90	X	130	X	12	100	X	120	X	17	105	X	145	X	15
90	X	130	X	13	100	X	125	X	8	106	X	126	X	13
90	X	135	X	13	100	X	125	X	10	110	X	126	X	18
90	X	140	X	13	100	X	125	X	12	110	X	130	X	10
92	X	105	X	10	100	X	125	X	13	110	X	130	X	12
92	X	120	X	12	100	X	127	X	10	110	X	130	X	13
92	X	145	X	18	100	X	130	X	12	110	X	130	X	15
95	X	110	X	10	100	X	130	X	13	110	X	130	X	18
95	X	110	X	12	100	X	130	X	14	110	X	135	X	12
95	X	110	X	13	100	X	135	X	10	110	X	135	X	13
95	X	112	X	12	100	X	135	X	12	110	X	135	X	14
95	X	115	X	12	100	X	135	X	13	110	X	135	X	15
95	X	115	X	13	100	X	135	X	14	110	X	140	X	12
95	X	120	X	10	100	X	135	X	15	110	X	140	X	13

HŘÍDELOVÁ TĚSNĚNÍ

Hřídelová těsnění - GUFERA

dle DIN 3760

- metrické rozměry



Typ WAS - dvouobřítá NBR

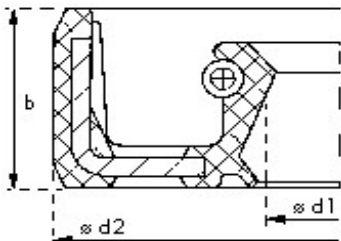
d ₁ (mm)		d ₂ (mm)		b (mm)	d ₁ (mm)		d ₂ (mm)		b (mm)	d ₁ (mm)		d ₂ (mm)		b (mm)
110	x	140	x	14	120	x	160	x	13	135	x	170	x	15
110	x	140	x	15	120	x	160	x	15	140	x	160	x	12
110	x	145	x	14	120	x	180	x	13	140	x	160	x	13
110	x	145	x	15	120	x	180	x	15	140	x	162	x	12
110	x	148	x	15	120	x	215	x	12	140	x	165	x	15
110	x	150	x	13	125	x	142	x	13	140	x	170	x	12
110	x	160	x	13	125	x	143	x	13	140	x	170	x	13
110	x	170	x	12	125	x	150	x	12	140	x	170	x	14
110	x	200	x	13	125	x	150	x	13	140	x	170	x	15
112	x	142	x	12	125	x	150	x	14	140	x	170	x	16
115	x	135	x	14	125	x	155	x	12	140	x	175	x	15
115	x	140	x	12	125	x	155	x	14	140	x	175	x	16
115	x	140	x	13	125	x	155	x	15	140	x	180	x	12
115	x	145	x	14	125	x	160	x	12	140	x	180	x	15
115	x	150	x	12	125	x	160	x	15	142	x	157	x	10
115	x	150	x	13	125	x	165	x	15	143	x	167	x	13
115	x	150	x	15	128	x	148	x	14	144	x	160	x	12
115	x	151	x	10	130	x	150	x	10	144	x	160	x	25
115	x	165	x	15	130	x	150	x	12	145	x	167	x	13
116	x	132	x	12	130	x	150	x	15	145	x	170	x	12
118	x	140	x	13	130	x	160	x	12	145	x	170	x	13
118	x	150	x	12	130	x	160	x	13	145	x	170	x	15
120	x	140	x	12	130	x	160	x	14	145	x	175	x	14
120	x	140	x	13	130	x	160	x	15	145	x	175	x	15
120	x	140	x	14	130	x	162	x	9	145	x	180	x	12
120	x	145	x	12	130	x	163	x	18	146	x	225	x	20
120	x	145	x	13	130	x	170	x	12	148	x	170	x	14
120	x	145	x	15	130	x	230	x	14	148	x	170	x	15
120	x	150	x	12	133	x	160	x	15	148	x	170	x	18
120	x	150	x	13	135	x	160	x	12	150	x	168	x	13
120	x	150	x	14	135	x	160	x	13	150	x	170	x	15
120	x	150	x	15	135	x	160	x	15	150	x	178	x	12
120	x	150	x	16	135	x	165	x	12	150	x	180	x	12
120	x	150	x	18	135	x	165	x	13	150	x	180	x	13
120	x	155	x	12	135	x	165	x	14	150	x	180	x	14
120	x	155	x	15	135	x	165	x	15	150	x	180	x	15
120	x	155	x	16	135	x	170	x	12	150	x	180	x	18
120	x	160	x	12	135	x	170	x	14	150	x	190	x	15

HŘÍDELOVÁ TĚSNĚNÍ

Hřídelová těsnění - GUFERA

dle DIN 3760

- metrické rozměry



Typ WAS - dvouobřítá NBR

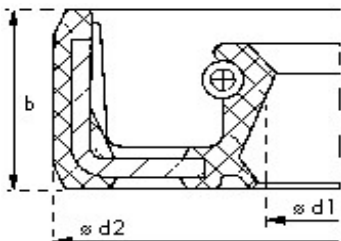
d ₁ (mm)		d ₂ (mm)		b (mm)	d ₁ (mm)		d ₂ (mm)		b (mm)	d ₁ (mm)		d ₂ (mm)		b (mm)
152	x	176	x	15	180	x	200	x	15	200	x	240	x	18
154	x	180	x	18	180	x	200	x	16	200	x	240	x	20
155	x	175	x	13	180	x	210	x	10	200	x	255	x	22
155	x	180	x	15	180	x	210	x	14	200	x	310	x	18
155	x	185	x	15	180	x	210	x	15	207	x	240	x	16
155	x	190	x	15	180	x	210	x	16	210	x	240	x	15
155	x	200	x	15	180	x	215	x	15	210	x	250	x	15
155	x	210	x	25	180	x	215	x	16	210	x	265	x	18
160	x	180	x	10	180	x	220	x	13	210	x	275	x	26
160	x	180	x	13	180	x	220	x	15	210	x	290	x	20
160	x	185	x	10	180	x	220	x	18	215	x	2245	x	15
160	x	185	x	13	182	x	215	x	15	215	x	275	x	26
160	x	190	x	12	185	x	210	x	13	220	x	250	x	14
160	x	190	x	13	185	x	210	x	15	220	x	250	x	15
160	x	190	x	14	185	x	250	x	24	220	x	260	x	14
160	x	190	x	15	188	x	238	x	16	220	x	260	x	18
160	x	190	x	16	190	x	215	x	15	220	x	260	x	22
160	x	192	x	12	190	x	215	x	16	220	x	275	x	23
160	x	195	x	15	190	x	220	x	12	225	x	260	x	15
160	x	200	x	12	190	x	220	x	15	230	x	260	x	15
160	x	200	x	15	190	x	225	x	15	230	x	260	x	20
160	x	210	x	20	190	x	225	x	16	230	x	270	x	15
165	x	190	x	8	190	x	230	x	15	230	x	270	x	22
165	x	190	x	13	190	x	230	x	16	230	x	285	x	23
165	x	190	x	15	190	x	230	x	18	240	x	265	x	15
165	x	195	x	15	190	x	240	x	15	240	x	270	x	14
165	x	195	x	16	190	x	240	x	25	240	x	270	x	15
165	x	200	x	15	195	x	215	x	15	240	x	273	x	16
170	x	190	x	13	195	x	231	x	20	250	x	280	x	15
170	x	200	x	12	195	x	235	x	15	250	x	280	x	16
170	x	200	x	15	195	x	235	x	16	260	x	290	x	15
170	x	200	x	16	195	x	250	x	22	260	x	300	x	18
170	x	205	x	15	195	x	255	x	20	270	x	310	x	16
170	x	205	x	16	198	x	230	x	15	270	x	310	x	20
170	x	210	x	15	200	x	230	x	13	270	x	320	x	18
170	x	225	x	20	200	x	230	x	15	270	x	330	x	20
170	x	225	x	23	200	x	230	x	16	280	x	310	x	15
175	x	191	x	12	200	x	235	x	18	280	x	310	x	16

HŘÍDELOVÁ TĚSNĚNÍ

Hřídelová těsnění - GUFERA

dle DIN 3760

- palcové rozměry



Typ WAS - dvouobřítá NBR

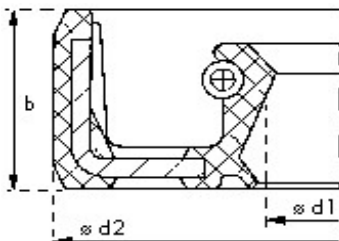
d ₁ (mm)		d ₂ (mm)		b (mm)	d ₁ (mm)		d ₂ (mm)		b (mm)	d ₁ (mm)		d ₂ (mm)		b (mm)
7.93	x	22.22	x	6.35	44.45	x	57.15	x	9.52	69.85	x	107.95	x	12.7
12.7	x	25.4	x	7.93	44.45	x	58.73	x	6.35	71.43	x	92.07	x	9.52
15.87	x	23.81	x	4.76	44.45	x	63.5	x	12.7	73.02	x	95.25	x	12.7
17.46	x	28.57	x	6.35	44.45	x	68.99	x	7.93	73.02	x	101.6	x	12.7
19.05	x	31.75	x	7.93	44.45	x	73.02	x	9.52	76.2	x	101.6	x	9.52
19.05	x	38.1	x	9.52	46.03	x	63.5	x	9.52	76.2	x	114.3	x	12.7
20.63	x	33.73	x	8.74	47.62	x	66.67	x	9.52	80.96	x	120.65	x	12.7
22.22	x	34.92	x	6.35	47.62	x	69.85	x	12.7	82.55	x	111.12	x	12.7
23.81	x	44.45	x	7.93	49.21	x	76.2	x	12.7	82.55	x	114.3	x	12.7
25.4	x	38.1	x	6.35	50.8	x	63.5	x	6.35	85.72	x	117.47	x	9.52
25.4	x	44.45	x	4.76	50.8	x	66.67	x	9.52	85.72	x	120.65	x	12.7
25.4	x	47.62	x	9.52	50.8	x	69.85	x	11.11	88.9	x	111.12	x	9.52
25.4	x	50.8	x	6.35	50.8	x	76.2	x	12.7	88.9	x	114.3	x	12.7
28.5	x	38.1	x	6.2	52.38	x	66.67	x	7.93	88.9	x	120.65	x	14.28
28.57	x	41.27	x	7.93	53.97	x	73.02	x	9.52	92.07	x	111.12	x	11.11
28.57	x	44.45	x	9.52	53.97	x	77.75	x	12.7	92.07	x	123.82	x	12.7
28.57	x	45.24	x	12.7	53.97	x	85.62	x	11.91	93.66	x	142.87	x	12.7
28.57	x	61.91	x	11.11	55.56	x	76.2	x	9.52	95.25	x	117.47	x	9.52
30.16	x	50.8	x	9.52	57.15	x	69.85	x	9.52	96.83	x	123.82	x	12.7
31.75	x	42.86	x	6.35	57.15	x	76.2	x	11.11	98.42	x	133.35	x	12.7
31.75	x	50.8	x	7.93	57.15	x	85.72	x	12.7	98.42	x	144.52	x	12.7
31.75	x	57.15	x	9.52	57.35	x	79.37	x	9.52	101.6	x	130.17	x	12.7
32.54	x	49.21	x	12.7	58.73	x	85.09	x	7.93	107.95	x	133.35	x	12.7
34.92	x	47.62	x	7.93	60.32	x	73.02	x	9.52	107.95	x	146.05	x	12.7
34.92	x	50.8	x	11.11	60.32	x	79.37	x	9.52	111.12	x	152.4	x	12.7
34.92	x	57.15	x	9.52	60.32	x	85.72	x	12.7	114.3	x	139.7	x	12.7
34.92	x	63.5	x	19.05	61.91	x	85.72	x	12.7	114.3	x	152.4	x	12.7
36.51	x	50.8	x	7.93	63.5	x	80.96	x	9.52	114.3	x	158.75	x	14.28
36.51	x	73.02	x	15.87	63.5	x	82.55	x	10.5	117.47	x	142.87	x	12.7
38.1	x	52.38	x	6.35	63.5	x	88.9	x	12.7	120.65	x	146.05	x	9.52
38.1	x	60.32	x	9.52	63.5	x	90.88	x	12.7	123.82	x	158.75	x	14.28
38.1	x	69.85	x	12.7	63.5	x	114.3	x	12.7	127	x	161.92	x	15.87
39.68	x	60.32	x	9.52	66.67	x	85.72	x	9.52	128.57	x	160	x	14
39.68	x	63.5	x	12.7	66.67	x	92.07	x	12.7	133.35	x	158.75	x	12.7
41.27	x	57.15	x	7.93	66.67	x	95.25	x	15.87	139.7	x	165.1	x	12.7
41.27	x	63.5	x	9.52	69.85	x	86.09	x	7.93	146.05	x	177.8	x	12.7
42.86	x	57.15	x	7.93	69.85	x	88.9	x	9.52	155.58	x	180.98	x	12.7
43.66	x	60.32	x	9.52	69.85	x	98.42	x	12.7	171.45	x	209.55	x	14.28

HŘÍDELOVÁ TĚSNĚNÍ

Hřídelová těsnění - GUFERA

dle DIN 3760

- metrické rozměry



Typ VIAS - dvouobřítá FPM

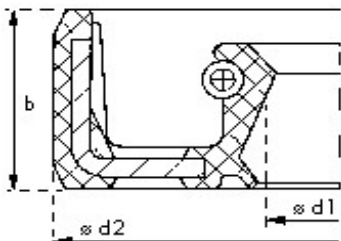
d ₁ (mm)		d ₂ (mm)		b (mm)	d ₁ (mm)		d ₂ (mm)		b (mm)	d ₁ (mm)		d ₂ (mm)		b (mm)
8	x	22	x	7	20	x	40	x	7	30	x	52	x	10
9	x	18	x	7	20	x	42	x	7	30	x	55	x	7
10	x	18	x	6	20	x	47	x	7	30	x	55	x	10
10	x	19	x	7	22	x	32	x	7	30	x	62	x	7
11	x	26	x	7	22	x	35	x	7	30	x	62	x	8
12	x	22	x	7	22	x	40	x	7	30	x	72	x	8
12	x	24	x	7	22	x	52	x	10	32	x	40	x	7
12	x	28	x	7	24	x	36	x	7	32	x	47	x	6
14	x	24	x	5	24	x	40	x	7	32	x	47	x	7
14	x	28	x	7	25	x	32	x	6	32	x	48	x	8
15	x	24	x	7	25	x	35	x	5	32	x	50	x	10
15	x	26	x	7	25	x	35	x	7	32	x	52	x	7
15	x	28	x	7	25	x	40	x	7	32	x	56	x	10
15	x	30	x	7	25	x	40	x	8	32	x	65	x	13
15	x	35	x	7	25	x	42	x	7	32	x	72	x	7
16	x	28	x	7	25	x	42	x	8	35	x	46	x	7
16	x	32	x	7	25	x	45	x	10	35	x	47	x	7
16	x	35	x	7	25	x	47	x	7	35	x	48	x	7
17	x	28	x	6	25	x	52	x	7	35	x	50	x	7
17	x	28	x	7	25	x	62	x	7	35	x	50	x	8
17	x	30	x	7	26	x	37	x	7	35	x	50	x	10
17	x	32	x	7	26	x	42	x	7	35	x	52	x	6
17	x	35	x	8	26	x	47	x	7	35	x	52	x	7
17	x	47	x	5	26	x	52	x	10	35	x	52	x	10
18	x	28	x	6	27	x	42	x	10	35	x	55	x	7
18	x	28	x	7	28	x	38	x	7	35	x	55	x	10
18	x	30	x	7	28	x	40	x	7	35	x	55	x	11
18	x	32	x	6	28	x	47	x	7	35	x	56	x	12
18	x	32	x	7	28	x	47	x	10	35	x	62	x	7
18	x	32	x	8	28	x	52	x	7	35	x	62	x	8
18	x	35	x	7	30	x	40	x	7	35	x	62	x	10
19	x	30	x	7	30	x	42	x	6	35	x	62	x	12
19	x	32	x	10	30	x	42	x	7	35	x	72	x	7
20	x	30	x	7	30	x	42	x	8	35	x	72	x	10
20	x	32	x	5	30	x	45	x	7	35	x	72	x	12
20	x	32	x	7	30	x	45	x	8	35	x	80	x	12
20	x	35	x	7	30	x	47	x	7	36	x	50	x	7
20	x	35	x	10	30	x	52	x	7	36	x	52	x	6

HŘÍDELOVÁ TĚSNĚNÍ

Hřídelová těsnění - GUFERA

dle DIN 3760

- metrické rozměry



Typ VIAS - dvouobřítá FPM

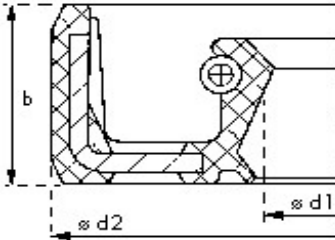
d ₁ (mm)		d ₂ (mm)		b (mm)	d ₁ (mm)		d ₂ (mm)		b (mm)	d ₁ (mm)		d ₂ (mm)		b (mm)
36	x	52	x	7	45	x	56	x	7	50	x	80	x	13
36	x	52	x	9	45	x	58	x	7	50	x	90	x	10
36	x	62	x	7	45	x	60	x	7	50	x	110	x	10
38	x	52	x	7	45	x	60	x	8	52	x	68	x	8
38	x	55	x	7	45	x	60	x	10	52	x	72	x	8
38	x	55	x	10	45	x	62	x	7	54	x	81	x	10
38	x	62	x	7	45	x	62	x	8	55	x	70	x	8
38	x	62	x	10	45	x	62	x	10	55	x	70	x	10
39	x	52	x	10	45	x	63	x	10	55	x	72	x	8
40	x	52	x	7	45	x	65	x	8	55	x	72	x	10
40	x	52	x	9	45	x	65	x	10	55	x	75	x	8
40	x	52	x	10	45	x	72	x	8	55	x	75	x	10
40	x	55	x	6	45	x	72	x	10	55	x	75	x	12
40	x	55	x	7	45	x	75	x	7	55	x	78	x	12
40	x	55	x	8	45	x	75	x	8	55	x	80	x	8
40	x	58	x	8	45	x	75	x	10	55	x	80	x	10
40	x	60	x	10	45	x	80	x	10	55	x	85	x	10
40	x	62	x	7	45	x	85	x	10	55	x	90	x	10
40	x	62	x	10	45	x	90	x	10	55	x	100	x	10
40	x	62	x	12	45	x	100	x	10	56	x	70	x	8
40	x	65	x	10	46	x	65	x	8	56	x	72	x	8
40	x	65	x	12	48	x	62	x	8	57	x	85	x	13
40	x	68	x	10	48	x	65	x	8	58	x	72	x	10
40	x	72	x	7	48	x	65	x	10	58	x	80	x	8
40	x	72	x	10	48	x	68	x	8	58	x	80	x	9
40	x	80	x	10	48	x	68	x	14	60	x	75	x	8
40	x	80	x	12	48	x	72	x	8	60	x	75	x	10
40	x	85	x	10	50	x	65	x	8	60	x	78	x	9
40	x	90	x	12	50	x	68	x	8	60	x	80	x	7
42	x	55	x	7	50	x	68	x	10	60	x	80	x	8
42	x	55	x	8	50	x	70	x	10	60	x	80	x	9
42	x	55	x	9	50	x	72	x	7	60	x	80	x	10
42	x	56	x	7	50	x	72	x	8	60	x	80	x	12
42	x	60	x	7	50	x	72	x	10	60	x	85	x	8
42	x	62	x	7	50	x	72	x	12	60	x	85	x	10
42	x	62	x	8	50	x	75	x	10	60	x	90	x	8
44	x	62	x	10	50	x	80	x	8	60	x	90	x	10
45	x	55	x	7	50	x	80	x	10	60	x	95	x	10

HŘÍDELOVÁ TĚSNĚNÍ

Hřídelová těsnění - GUFERA

dle DIN 3760

- metrické rozměry



Typ VIAS - dvouobřítá FPM

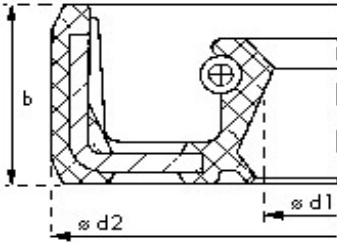
d ₁ (mm)		d ₂ (mm)		b (mm)		d ₁ (mm)		d ₂ (mm)		b (mm)		d ₁ (mm)		d ₂ (mm)		b (mm)
63	x	85	x	10		85	x	110	x	13		115	x	150	x	12
63	x	90	x	10		85	x	120	x	12		120	x	140	x	12
64	x	85	x	16		85	x	120	x	13		120	x	140	x	13
64	x	90	x	13		85	x	130	x	12		120	x	150	x	12
65	x	80	x	8		85	x	130	x	13		120	x	150	x	13
65	x	80	x	10		90	x	110	x	12		120	x	150	x	15
65	x	85	x	10		90	x	110	x	13		120	x	160	x	12
65	x	85	x	13		90	x	115	x	12		125	x	150	x	12
65	x	90	x	10		90	x	120	x	12		125	x	155	x	12
65	x	100	x	10		95	x	110	x	10		130	x	150	x	12
65	x	100	x	12		95	x	115	x	13		130	x	150	x	15
68	x	80	x	7		95	x	120	x	10		130	x	160	x	12
68	x	90	x	6		95	x	120	x	12		130	x	160	x	15
68	x	90	x	10		95	x	120	x	13		130	x	170	x	12
70	x	85	x	8		95	x	125	x	12		135	x	160	x	12
70	x	90	x	10		95	x	125	x	13		135	x	160	x	15
70	x	90	x	12		95	x	145	x	13		135	x	170	x	15
70	x	90	x	13		100	x	115	x	9		140	x	160	x	13
70	x	95	x	10		100	x	120	x	8		140	x	170	x	12
70	x	100	x	8		100	x	120	x	10		140	x	170	x	13
70	x	100	x	10		100	x	120	x	12		140	x	170	x	14
70	x	125	x	12		100	x	120	x	13		140	x	170	x	15
72	x	100	x	10		100	x	125	x	12		140	x	180	x	15
73	x	96	x	9		100	x	130	x	12		145	x	170	x	15
75	x	90	x	8		100	x	135	x	13		145	x	175	x	15
75	x	95	x	10		100	x	135	x	15		145	x	184	x	15
75	x	100	x	10		100	x	180	x	12		150	x	180	x	10
75	x	100	x	12		104	x	125	x	10		150	x	180	x	13
75	x	115	x	12		105	x	125	x	13		150	x	180	x	14
77	x	95	x	10		105	x	129	x	12		150	x	180	x	15
80	x	100	x	10		105	x	130	x	8		155	x	180	x	12
80	x	100	x	13		105	x	130	x	12		155	x	185	x	15
80	x	110	x	10		105	x	130	x	13		155	x	190	x	15
80	x	130	x	13		108	x	130	x	13		160	x	180	x	10
84	x	110	x	16		110	x	130	x	12		160	x	185	x	10
85	x	100	x	12		110	x	140	x	12		160	x	190	x	15
85	x	105	x	12		112	x	140	x	13		162	x	190	x	15
85	x	110	x	12		115	x	140	x	12		168	x	200	x	13

HŘÍDELOVÁ TĚSNĚNÍ

Hřídelová těsnění - GUFERA

dle DIN 3760

- palcové rozměry



Typ VIAS - dvouobřítá FPM

d_1 (mm)		d_2 (mm)		b (mm)		d_1 (mm)		d_2 (mm)		b (mm)		d_1 (mm)		d_2 (mm)		b (mm)
12.7	x	22.22	x	6.35		29.36	x	42.82	x	7.93		50.8	x	69.85	x	11.11
19.05	x	31.75	x	6.35		31.75	x	41.27	x	6.35		60.32	x	79.37	x	9.52
20.63	x	31.75	x	6.35		36.51	x	47.62	x	6.35		63.5	x	92.07	x	9.52
22.22	x	35.15	x	9.52		36.51	x	50.8	x	7.93		63.5	x	95.25	x	9.52
25.4	x	38.1	x	9.52		37.5	x	52.6	x	12.5		69.85	x	88.9	x	12.7
25.4	x	44.45	x	6.76		38.1	x	57.15	x	9.52		85.72	x	111.12	x	9.52
25.4	x	44.45	x	9.52		41.27	x	53.97	x	6.35		107.95	x	133.35	x	7.93
26.98	x	38.1	x	6.35		41.27	x	60.32	x	9.52		152.4	x	187.32	x	19
29.36	x	38.1	x	4.76		47.62	x	70.84	x	15.87		273.05	x	323.85	x	25.4